



*New Sights  
New Sites*

A celebration of  
visual art at Te Papa



Museum of New Zealand  
Te Papa Tongarewa

# Report Contents

1	Mission
2	Chairman's Statement
6	Chief Executive's Statement
13	Kaihautū Statement
17	Ministerial Statement
18	Te Papa's Audience
20	Te Papa's Collections
21	The Te Papa Experience
24	Te Papa in the Community
26	National Services
28	Te Papa's Capability
30	Friends of Te Papa
32	Museum Board, Management
34	Functions
35	Financial Statements
79	Research Publications

*G12 Presented to the House of Representatives pursuant to section 44 of the Public Finance Act 1989.*

## Mission

The Museum of New Zealand Te Papa Tongarewa (Te Papa) is a forum for the nation to present, explore and preserve the heritage of its cultures and knowledge of the natural environment in order to better understand and treasure the past, enrich the present and meet the challenges of the future.

Ka tū te Whare Taonga o Aotearoa Te Papa Tongarewa hei wānanga mō te motu, ki te whakāra, ki te hōpara, ki te whakapūmau i ngā tīkanga maha, me ngā mōhiotanga mō te ao tūturu, kia whai mana ai ēnei mōhiotanga, mai neherā, kia mau pakari ai mō nāianeī, whai ki te wā kei mua.

## Te Papa Concept

Te Papa's founding concept was developed through an extensive national consultative process and was adopted by Government in 1990. It introduced the concepts of unified collections, the narratives of culture and place, the idea of forum, the bicultural partnership between Māori and Pākehā, and the multidisciplinary approach to delivering a national museum for diverse audiences. It also agreed that matters of concern to Te Papa are expressed within the conceptual framework of:

**Papatūānuku** – the earth on which we all live

**Tangata Whenua** – those who belong to the land by right of first discovery

**Tangata Tiriti** – those who belong to the land by right of the Treaty

## Corporate Principles

**Te Papa is bicultural** – Te Papa provides an environment where both Māori and Pākehā can work co-operatively to achieve the Museum's mission.

**Te Papa is customer focused** – The needs and expectations of the customer are put first and Te Papa has earned an international reputation for services and visitor satisfaction.

**Te Papa speaks with the authority that arises from scholarship and mātauranga Māori** – All of Te Papa's activities will be underpinned by scholarship and mātauranga Māori.

**Te Papa is commercially positive** – Te Papa will offer a range of charged-for experiences and products designed to enhance the visitor experience and contribute to the financial viability of the Museum.

**Te Papa is a Waharoa** – Te Papa is both an entryway to New Zealand and a catalyst for New Zealanders to explore and reflect on their cultural identity and natural heritage through stories and objects.

## Chairman's Statement

The third operational year for the Museum of New Zealand Te Papa Tongarewa was very successful. The confidence the Government showed in the Museum through additional funding has enabled the Board to develop further Te Papa's vision, and the public have responded by making Te Papa the most visited museum in Australasia.

The increase in funding has meant greater certainty for the future. We have been able to fill key staff vacancies, thus strengthening our capability, particularly in the knowledge teams which will enable Te Papa to meet the increasing demands of exhibition development and other research-based outputs.

A start was made on The Greater Te Papa Project, a major capital development programme to increase gallery space to allow better display of the national collections. We made some significant acquisitions, including the purchase of *A painting for Uncle Frank* by Colin McCahon.

The Greater Te Papa Project will increase the amount of exhibition space, particularly for the display of visual arts. A major feature of this project is the expansion of The Boulevard on Level 5, the redevelopment of Level 6 for the display of three-dimensional works, and a new rooftop sculpture court. New lift, stair, and bridge access will make it easier for visitors to get around Te Papa.

The changes made as a result of The Greater Te Papa Project are significant, and have included the relocation of four collection stores, and the redevelopment and relocation of the Library and Information Centre into a fully public facility. *Inspiration Station*, Te Papa's art and history Discovery Centre, was relocated, *Exhibiting Ourselves* was closed, and the *Parade* exhibition was replaced by *Made in New Zealand*, a new exhibition about New Zealand's material and visual culture. The project was completed and opened by the Prime Minister, the Right Honourable Helen Clark, on 17 October 2001.

We would like to express our appreciation of the far-sighted and generous additional funding provided by the Government to facilitate these exciting improvements to Te Papa.

During the year, the Board commenced a review of its bicultural policy, which was first adopted in 1995. This policy has guided the development of the operational partnership between Māori and Pākehā that is active throughout the organisation. The Board, in reviewing its bicultural policy, is acknowledging that our understanding of critical issues has increased, and the environment in which we operate has changed.

A proportion of our income is generated from non-Governmental sources. The Museum's existing long-term sponsors – Wellington City Council, Earthquake Commission (EQC), Institute of Geological & Nuclear Sciences (GNS), TOWER Limited, TelstraSaturn, Air New Zealand, Compaq Computer New Zealand, Ericsson Communications, Ricoh, Carson Group, Budget Car and Truck Rental, and Contact Energy – are all valued supporters of Te Papa.

This year, the Wellington City Council made a commitment to sponsor Te Papa for the next three years, at a level of \$2 million per year. \$1.85 million has been provided for 2001/2002. The Board is very appreciative of this ongoing commitment by Wellington City Council, which assists Te Papa in continuing to offer an exciting and diverse short-term exhibition programme such as *Versace – The Reinvention of Material*, which benefited the Wellington economy by an estimated \$18 million.

This year, Te Papa again enjoyed terrific support from a large number of organisations for its short-term exhibitions and events programme. The Board would like to acknowledge the additional support received from its current partners, and to welcome new sponsors of Te Papa.

The year commenced with P&O Nedlloyd, GNS, and the National Institute of Water and Atmospheric Research Ltd (NIWA) sponsoring the *Ocean Planet* exhibition, with the latter two sponsors supporting a complementary lecture series. Many sponsors joined forces to back *Nieuw-Zeeland – Going Dutch*, including the Prins Bernhard Cultuurfonds, ABN AMRO, Shell, Heineken, NZ Netherlands Foundation, P&O Nedlloyd, Adriaan and Gabrielle Tasman, Cotura Fashions, John Jones Steel, Unilever, Nutricia, and Rembrandt. Some of Te Papa's long-term sponsors enhanced their profile by sponsoring short-term exhibitions.

These included Compaq (*Ralph Hotere Black Light*); Ricoh (*bewusst, einfach – new design from Germany*); Ericsson (*Punkulture images from a music revolution with additional assistance from The British Council*); and Air New Zealand (*Gianni Versace: The Reinvention of Material*). *Magnum° our turning world* was supported by Imagelab and The Evening Post, and the Natural Disaster Awareness Weekend was developed in partnership with EQC, GNS, and the Ministry for Civil Defence and Emergency Management. Te Papa also joined with the Ministry of Education and Te Taura Whiri i te Reo Māori in offering an extended Matariki at Te Papa event programme. The Board would also like to acknowledge ongoing support from Destination Northland, Waitangi National Trust, and the Far North District Council for the Te Aupouri iwi exhibition.

Te Papa's commercial operations have made a positive contribution to operating costs. Capital improvements have been made to several businesses, which are already showing increased returns as a result.

Te Papa's short-term exhibition programme offered a varied and informative element to the visitor experience, and has provided another source of revenue. This year, *Ocean Planet* generated \$185,638 and *Magnum° our turning world* generated \$123,267. By 30 June 2001, the very popular *Gianni Versace: The Reinvention of Material* had generated \$577,140, making it Te Papa's most successful charged-for, short-term exhibition.

Two Board members retired on 30 June 2001. Professor Mason Durie and Mr Rikirangi Gage were both appointed in 1998, and have served for three years. My colleagues on the Board and the staff of Te Papa join with me in thanking Professor Durie and Mr Gage very much indeed for the contribution they have made to Te Papa.



**Dr Roderick S Deane** Chairman

“Where else can you take a short walk in a city, and experience the diversity of New Zealand’s outdoors, all in one location? It’s quiet, clean, and it’s growing every day.”

**Matthew Reid**

Financial Controller in Bush City



# Chief Executive's Statement

## Financial Performance

Te Papa ended the year in a strong financial position. The reported net deficit of \$8.249 million includes \$11.590 million for depreciation – for which Te Papa is not funded. As a result, the reported net deficit was considerably better than budgeted. The Government capital grant of \$9 million per annum, announced in May 2000, has enabled Te Papa to make capital improvements, including boosting our collection development activity and creation of new gallery space.

The additional \$1.778 million of Government operational funding, also announced in May 2000, has enabled Te Papa to operate with greater certainty, and to continue to deliver the museum experience at a level that New Zealanders have come to expect from their national museum.

Excluding depreciation, Te Papa's cash position at 30 June 2001 was better than budgeted, as a result of successful revenues from sponsorship and short-term exhibitions income. Operational expenditure was deferred to the 2001/2002 budget while major capital developments were in progress. This also positively contributed to the cash position.

## Operational Achievements

### Scholarship and Mātauranga Māori (Core Projects) Strategy

Te Papa's core projects are driven by thematic statements that provide the long-term, strategic framework for research and associated activities, including exhibitions, collection development, and publications. Over the past eighteen months, Te Papa has developed a six-year rolling research plan and product development strategy based on these thematic statements. The Core Projects Strategy is a working document that outlines the research effort required to deliver a comprehensive output schedule, including those knowledge products that sit outside the exhibition programme.

The research plan and product development strategy will evolve over time as knowledge and experience accumulates, and will continue to influence the strategic direction of Te Papa.

Te Papa continues to be a respected research institution in New Zealand and overseas. Our knowledge teams are recognised as among the best in New Zealand. This expertise and reputation allows Te Papa to consistently win competitive



contracts from the Foundation for Research, Science and Technology (FRST) to conduct research that meets Te Papa's objectives, and contributes to the public good.

### **Collection Development**

Our Collection Development Policy and Acquisition Strategy continue to provide the overarching policy and guiding principles for collection development. They also provide guidance on kaitiakitanga (guardianship), repatriation, acquisition procedures and protocols, and conflict of interest resolution for those involved in collection development for Te Papa.

During 2000, the Government made a commitment to fund Te Papa for collection acquisitions. This has meant that, for the first time, Te Papa is able to plan acquisitions expenditure over the long term, enabling the purchase of significant items that can be exhibited at Te Papa and made available to other museums through Te Papa's loans programme.

### **Access to the Collections**

In addition to our exhibition programme, we make regular collection changes within exhibitions. Te Papa aims to maximise other avenues of access to the collections, primarily through back-of-house tours. This year we approved 391 requests for access to collections in storage, and 1,194 visitors participated in 113 tours of collection stores. Other initiatives to increase public access to collections include the monthly Behind the Scenes tours and Meet the Expert talks. 2,528 visitors took advantage of the open day at the Tory Street facility, which houses research and conservation laboratories, and a number of Te Papa's collections.

Te Papa lent 3,022 collection items to other museums and institutions.

### **Short-term Exhibitions and Events Programme**

Te Papa continues to present a number of short-term exhibitions as part of its strategy to encourage repeat visitation, and to bring interesting and dynamic exhibitions to the New Zealand public. These exhibitions are either developed in-house, in partnership with other organisations, or are sourced from overseas. Key exhibitions this year included *Ocean Planet*, *Ralph Hotere – Black Light, bewusst, einfach – new design from Germany*, *Magnum<sup>o</sup> – our turning world*, *Punkulture*, *More or Less*, *Gianni Versace – The Reinvention of Material*, *Partners in Time*, and *Inheriting the Netherlands*.

Te Papa also provides a lively programme of events for visitors. In the last year, a total of 836 different programmes were delivered by Te Papa, reaching an

audience of 272,772 visitors. These included Discovery Centre activities, the Back of House to Front of House programme, cultural performances, staff talks, and family holiday entertainment. Forty medium- to large-scale events included: A Day With the New Zealand Symphony Orchestra, the Versace Fashion Parade, a Waitangi Day forum, the Festival of Asia, the Bresson Film Season, and the Māori Battalion Company C presentation.

We have also been developing a number of signature events, such as Christmas at Te Papa. This year we gave emphasis to the celebration of Matariki (the Māori New Year), which occurs during May and June. We intend to continue to celebrate this event, which is unique to our culture.

### **The Greater Te Papa Project**


A major focus for Te Papa has been the capital development programme known as The Greater Te Papa Project. Before major works to enlarge The Boulevard on Level 5 could commence, many collection stores, exhibitions, and other facilities had to be relocated. These big changes have required commitment and resources from across the organisation.

Smaller projects completed during the year include the expansion of Te Papa's Treasure Store, and the reconfiguration of the Te Papa Store layout to improve the service it provides. The Concourse, a new functions facility, has been developed on Level 3. The door at the main entrance was replaced in September 2001.

### **Visitation**

By the end of 30 June 2001, just over 5.25 million people had visited Te Papa since it opened on 14 February 1998. During the twelve months to 30 June, there were 1,288,278 visits to Te Papa. Our visitor research programme indicates that an increasing proportion are repeat visitors.

Visitor satisfaction remains high, with 94% of visitors rating Te Papa as good-to-excellent. Over a quarter of our visitors indicated that they were extremely satisfied with their experience.



“ The reason the Earthquake House is one of my favourite places is that I love watching what happens when the shaking kicks in. Some people laugh, while others are genuinely scared!”

**Gerda Nana**  
Exhibition Manager in  
the Earthquake House

### **Human Resources**

As at 30 June, Te Papa had 291 permanent staff and 212 casual staff.

The Museum has had a stable industrial environment this year. There are three collective employment agreements, of which one is current. These agreements provide Te Papa with the flexibility to operate 365 days a year. All managers are on Individual Employment Agreements.

### **Investors in People**

In December 2000, Te Papa was accredited under the Investors in People programme. First established in the United Kingdom, this programme sets a level of good practice for improving an organisation's performance through its people. It provides a benchmark of good practice for managing and developing people to deliver organisational goals, and sets a framework for ongoing evaluation and improvement.

### **Commercial**

Te Papa's commercial businesses are a key element of the visitor experience. All businesses are managed by Te Papa to ensure they integrate with the corporate principles of the organisation.

Te Papa's businesses consist of the Te Papa Store, Te Papa's Treasure Store, Foodtrain, Level 4 Espresso, Icon Restaurant, Icon Catering, Functions, Te Papa Press, the Car Park, and Images. These businesses have made a positive contribution to the visitor experience and to the operating costs of the Museum.

Te Papa Press and the Dunedin Public Art Gallery together won the Visual Arts Category of the prestigious Montana Book Awards for *Ralph Hotere – Black Light*, the catalogue of the Ralph Hotere exhibition.

### **National Services**

This year, thirty-three partnership projects were completed in the areas of Museum Standards, Bicultural Development, Training, Marketing and Promotion, and Revenue Generation.

National Services has entered a partnership contract with Victoria University of Wellington to develop the He Kāhui Kākākura – Museums with Vision strategic leadership programme for New Zealand museums. The first programme will be offered from October 2001 to February 2002. This programme was developed in

response to the highest priority training need for museum workers, as identified through the National Training Framework for New Zealand Museums. Three masterclasses on museum governance, directorship, and management, led by Sir Neil Cossons, Chairperson of English Heritage, also helped to meet this training need.

Te Papa has an ongoing relationship with Victoria University to deliver a module of the MA (Applied) Museum and Heritage Studies. Te Papa teaches a module within this course, and provides supervised practice for students enrolled in the programme.

### **Delivering Outcomes for Māori**

Te Papa is committed to developing as a bicultural organisation, and has systems in place to ensure that this principle underpins the entire organisation. The effective delivery of goods and services to iwi is critical to the success of this goal, and this is provided in part through Te Roopu Whakamana Māori and National Services.

Mr Te Taru White was appointed Te Papa's Kaihautū in December 2000. Mr White succeeds Dr Cliff Whiting ONZ, who retired from the position earlier that year. The role of Kaihautū is central to the bicultural partnership, and underpins the Museum's responsibility to iwi, particularly in respect of the Mana Taonga principle.

During the year, the Board adopted a comprehensive Kōiwi Tangata policy, designed to guide Te Papa's role in the repatriation of Māori human remains from overseas institutions to iwi. Planning for *Tūhoe – Children of the Mist*, Te Papa's third iwi exhibition, proceeded throughout the year. Tūhoe will form a new segment within the *Mana Whenua* exhibition, and will replace the Te Aupouri iwi exhibition. The development of this new segment has provided an opportunity to make other improvements to *Mana Whenua*.

Two other exhibitions which will celebrate Māori art are being planned, *Tāiaawhio te Tīmatanga* will open in early 2002, and *Tāiaawhio te Kupenga* in 2003.

Te Marae continues to be an important venue for pōwhiri and other activities. During the year, a Whakapapa Desk was trialled there. The Whakapapa Desk provides a practical example of what whakapapa is, and allows visitors to record their whakapapa (genealogy), and make a formal connection with the Marae. The trial was highly successful, and the desk was installed in November 2001.

Te Huka ā Tai, along with Te Papa's other Discovery Centres, provides a constantly evolving range of hands-on activities for our audiences.

Te Papa continues to promote the Māori language through its written and audio information.

Māori currently comprise about 10% of the total visitors to Te Papa. This closely matches the 11.6% of New Zealanders who identified themselves as being Māori in the 1996 census.

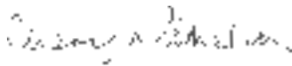
### **Delivering Outcomes for Pacific Island Communities**

Te Papa delivers outcomes to Pacific Island communities by caring for and developing Pacific Island collections. These collections are used in a variety of ways to tell the stories of Pacific Island communities.

A number of projects drawing on Te Papa's Pacific collections were started during the year. These will complement *Mana Pasifika* – Te Papa's long-term exhibition exploring the cultures of Pacific Island communities in New Zealand. *Voyagers* will explore the epic story of Pacific exploration from both Polynesian and European perspectives. It will open in 2002.

Pacific Island communities continue to provide valuable input into Te Papa's research on the Pacific Island collections. This will inform the ongoing refreshment of *Mana Pasifika* and the development of other products, including short-term exhibitions and publications.

Pacific Islanders currently account for approximately 1.9% of total visitor numbers. This compares to four percent of the New Zealand resident population that identified with a Pacific Island ethnicity in the 1996 census.



**Cheryl Sotheran** Chief Executive

## Kaihautū Statement – He Pānui Ki Ngā Iwi ō Te Motu

Hei ngā mātā waka, ngā manu kura, ngā manu tū  
ngārahu, ngā marae maha puta noa i Te Waka a  
Māui, tae noa ki te hiku o te ika! Tēnei te mihi atu  
a ngā kaitiaki o Te Papa Tongarewa e manaaki nei  
i ngā taonga o te hunga pōkaikura kua  
whetūrangihia! Haere ki tua o Matariki, o Puanga,  
o Rehua, ki te waka o Tamarereti! Huri te pō, huri  
te ao, moe māriri mai!

### Tēnā tātau ngā kanohi ora e hui takitahi nei!

This year, a key focus of Te Papa has been on continuing to develop our Māori and bicultural capability, to ensure a full experience for every Te Papa visitor and stakeholder. This has resulted in key positions being filled at Te Papa, including the Kaihautū, and positions within Curatorial Services and Te Roopu Whakamana Māori.

#### Matariki at Te Papa – The Māori New Year

The festival Matariki at Te Papa is an opportunity to promote a uniquely Aotearoa New Zealand concept, and its significance as a national celebration increases each year. This year, Te Papa hosted a series of Matariki festival events over a five-week period. These were well received by the public, and both the mainstream and Māori media showed a growing awareness of the events at Te Papa, and of the concept of Matariki.

As a result of Matariki at Te Papa, partnerships have been established between Te Papa, the Ministry of Education, and Te Taura Whiri i te Reo Māori – Māori Language Commission.

## Te Marae o Te Papa Tongarewa

The Marae is a waharoa (gateway) for Te Papa's visitors, and is frequently used for pōwhiri. Over the year, a variety of people participated in pōwhiri on the Marae, including the Māori Queen, Dame Te Arikinui Te Ataairangi Kaahu; Her Excellency the Governor General, Dame Sylvia Cartwright; and Dr Santo Versace.

This year saw 108 events on the Marae, involving 20,884 people. Approximately 550,000, or 43% of all Te Papa visitors, visit the Marae during their visit, making it a key attraction at Te Papa.

## Iwi Exhibition Programme

Iwi exhibitions offer the opportunity for Te Papa and iwi to work together to provide a unique view of New Zealand identity and culture.

Since August 1999, Te Papa has had the privilege of hosting the Te Aupouri iwi, who have shared their stories and experiences through their exhibition, *Te Aupouri – people of smoke and flame*. With much sadness, Te Papa will farewell this exhibition on 27 October 2001. Te Papa wishes particularly to acknowledge the major contribution made by Te Aupouri kaumātua and kuia – Te Ikanui Kapa, Kuini Kaka, and Karepori Kaipo – while they have been at Te Papa.

Further opportunities have been initiated for Te Papa and Te Aupouri to work together beyond the iwi exhibition. These include the development of the *Pōringi* segment in the *Signs of a Nation / Ngā Tohu Kotahitanga* exhibition about the Treaty of Waitangi.

Nō reira hei te mura me te auahi o Te Aupouri whānui! Kua herea te muka tangata i waenganui i a Te Papa Tongarewa, e kore e taea te momotu, engari ka mau tonu, whiri tonu atu. Ngā mihi nui ki a koutou me ā koutou takoha, hei oranga mō te iti me te rahi.

Much planning has gone into preparation of the Tūhoe iwi exhibition, *Tūhoe – Children of the Mist*, which will open on 24 November 2001. We expect this exhibition will again demonstrate the effectiveness of the iwi exhibition concept.

## Iwi Relationships

Maintaining existing relationships between Te Papa and iwi, and establishing the foundations for new iwi relationships, is of critical importance to Te Papa. This is demonstrated by the variety of projects that have been undertaken with iwi.





" This room is very new. It is so intimate and quiet and yet its potential is very exciting. I seek out this space to contemplate and think."

**Huhana Smith**  
Concept Leader Tangata Whenua  
in the Boulevard, Level 5

These include providing technical expertise to Ngāti Hinewaka for a museum exhibition, giving iwi feedback on whale stranding issues, and assisting Ngāi Tahu with their *Mana Pounamu* exhibition.

Other initiatives have included the development, with Hekenukumai Busby, of the *Te Aurere* voyager segment in the *Mana Whenua* exhibition. Te Papa has also hosted the Māori Queen, Dame Te Arikinui Te Atairangi Kaahu; Paramount Chief of Ngāti Tuwharetoa, Tumu Te Heu Heu; and Princess Ali'i Kekaulike Kawananakoa of Hawai'i.

### Repatriation

Te Papa works successfully with iwi and overseas institutions to facilitate repatriation of kōiwi tangata Māori (human remains). This year, Te Papa facilitated repatriation of kōiwi tangata from the Museum of Australia, and repatriated certain kōiwi tangata from Te Papa to Ngāi Tahu, supported by the Otago Museum.

In the coming year, Te Papa looks forward to working further with our iwi partners in order to develop robust working relationships that reflect the vibrancy of Aotearoa New Zealand as a bicultural nation.

No reira, he kupu whakamutunga māku  
Tātai whetū ki te rangi mau tonu, mau tonu!  
Tātai tangata ki te whenua, ngaro noa, ngaro noa!  
Tēnā koutou, tēnā koutou, tēnā tātau katoa!



**Te Taru White** Kaihautū

# Ministerial Statement

## On Te Papa's Financial Performance

As the Responsible Minister, under the Public Finance Act 1989, for Te Papa's financial performance, I am pleased to provide the following statement.

The Statement of Financial Performance for the year ended 30 June 2001 shows a deficit from Te Papa's operations of \$8.249 million. A deficit from operations was not unanticipated by the Government.

Te Papa is required to account for its financial performance in accordance with Generally Accepted Accounting Practice (GAAP). This requires that the cost of depreciation of its capital assets must be incorporated in the Statement of Financial Performance. This cost reflects the spreading of the original cost of Te Papa's assets over their expected life. In 2000/2001, Te Papa's depreciation cost was \$11.590 million.

The revenue provided each year by the Government to fund Te Papa's operations was not calculated with the intention of funding the cost of depreciation. The Government did not expect Te Papa to generate income from other sources or curtail museum operations to meet these costs. The Government now provides a level of capital funding that is sufficient for Te Papa to meet its capital replacement needs as they occur. In the long-term, this means that Te Papa's cost of depreciation will be funded as and when the need for those funds arises. In future periods, this capital funding will be accounted for in Te Papa's Statement of Financial Position. The effect of these arrangements is that, notwithstanding the fact that it is adequately funded, Te Papa is expected to report an operating deficit after accounting for its depreciation costs.



**Helen Clark**  
Minister for Arts, Culture and Heritage

# Te Papa's Audience

Information about Te Papa's audience is collected on an ongoing basis, and is used to understand the composition and needs of visitors. It is used to inform the development of new exhibitions and visitor programmes, as well as other services such as food and retail services. Demographic information including visitor origin, gender, ethnicity, and age is collected through random exit interviews conducted with visitors aged 16 years and older, over two weeks in every month. The sample size for the 2000/2001 financial year was 2,432 visitors.

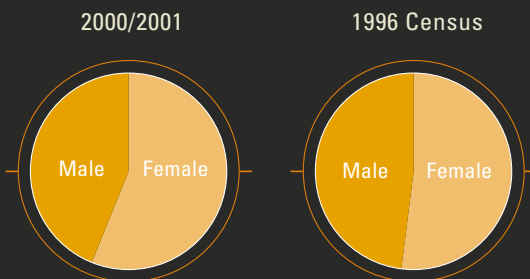
This year, as part of the process of exhibition redevelopment, Te Papa began a series of summative evaluation studies of its long-term exhibitions.

Summative evaluation is a research process after an exhibition has been open to the public for some time used to seek answers to the following questions:

- Has it been successful?
- Did it do what was intended in terms of its communication, behavioural, and affective objectives?
- Did it attract its intended target audience?

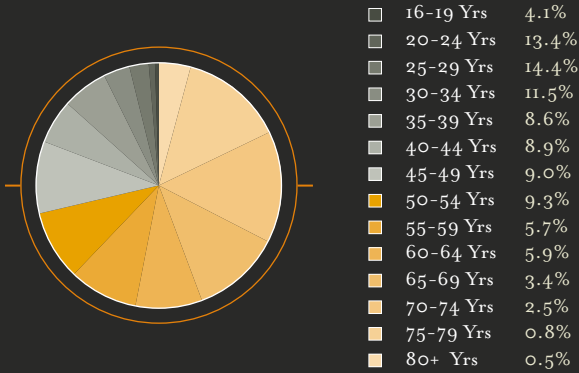
Summative evaluations were carried out on *Parade*, *Mana Whenua*, *Time Warp*, and the Whakapapa Desk in the Marae. Each was found to be successful overall in achieving its main objectives, and the detailed findings used to improve the exhibition or to develop new exhibitions. The summative evaluations have helped develop *Made in New Zealand*, which opened on 17 October, some of the redevelopment of *Mana Whenua*, the construction of the Whakapapa Desk, and the reconceptualisation of *Time Warp*, which is currently underway.

## Gender of New Zealand Visitors



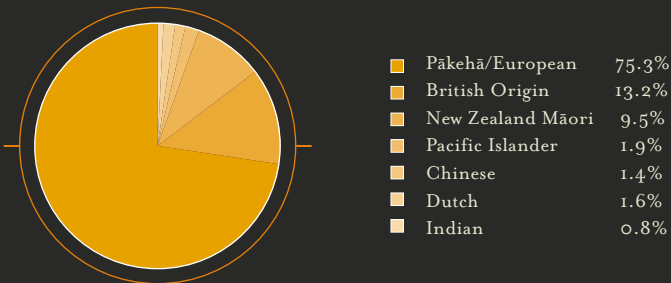
Just over half (55.8%) of Te Papa's visitors were female and 43.6% were male. This contrasts with 1996 census figures, which report that, of New Zealanders aged 16 years and older, 52% are female and 48% male.

### Age of Visitors (16+)



Te Papa appeals to a wide range of age groups. However, the largest number of visitors is in the 20 – 55 age group.

### Ethnic Identity of Te Papa's New Zealand Visitors



The proportion of New Zealand Māori visitors to Te Papa is close to the 1996 census figures, which reported that 11.6% of New Zealanders aged 16 years and older identified with the Māori ethnic group.

In the 1996 census, 4.0% of the New Zealand resident population aged 16 years and older identified with a Pacific Island ethnicity, and 1% identified as Indian. A further 1.9% stated their ethnicity as Chinese.

# Te Papa's Collections

## Collection Development

Acquisitions for the year to 30 June 2001 align to Te Papa's Collection Development Policy and Acquisition Strategy.

Over 120 individual items, accumulations, and specimen collections were acquired by purchase, donation, or field collection.

### Major acquisitions include:

- *A painting for Uncle Frank* by Colin McCahon
- *The launching of a Māori war canoe* by Louis J. Steele
- *Journey Five* by Milan Mrkusich
- *Māori family canoeing on the Waikato River* by Kennett Watkins
- *Apples (Red & green) and Apples 2 for 25c* by Billy Apple
- *Te Tīmatanga* by Shane Cotton
- *True Story: Rehearsal Pink* by Raymond Ching
- *Ten Guitars – Toru #3* by Michael Parekowhai
- *Storming of the pa at Ruapekapeka* by John Williams
- Musket taken from Ruapekapeka Pā
- Rob Waddell's Olympic skiff
- Hip Hop Aotearoa collection
- Carved 'peace chalice' by Anaha Te Rahui
- Kaitaka cloak by Kataraina Hetet
- Louis J. Steele's walking stick
- Rā (sail) by Riria Smith
- *Turou a Tara'ari (tīvaevae)* by Tapaeru Skinnon and others
- Visual culture in New Zealand oral history archive by Damien Skinner
- Ans Westra's photographic archive
- Four enlarged exhibition-quality insect models
- Collection of ferns exhibited at Sydney International Exhibition 1879 by C.K. Jeffs

In addition, Te Papa took possession of the New Zealand Post stamp collection.

## Collections Relocation

The Greater Te Papa Project required most of Te Papa's collections based at Cable Street (approximately 540,000 items) to be relocated into new or modified collections stores. The relocations and associated work were completed by May 2001, on time and under budget. The following collections were relocated:

- History collection (19,000 items), from Level 5, Cable Street, to a newly built store on Level 1, Tory Street
- Works on Paper (6,000 items) and Photography (500,000 items) collections, to a newly built combined store on Level 4, Cable Street
- Pacific (11,000 items) collection, from Level 3, Cable Street, to a store on Level 2, Cable Street
- International History (5,000 items) collection, from Level 2, Cable Street, to a temporary store on Level 3, Cable Street

# The Te Papa Experience

Te Papa has continued to exceed visitor expectations by providing a safe, clean environment; a broad range of food and retail facilities; specialist customer service staff - the Te Papa Hosts - and a combination of long- and short-term exhibitions aimed at catering for the diversity of the Museum's audiences.

Te Papa houses twenty-one constructed exhibitions, including four Discovery Centres, *StoryPlace*, *Te Marae o Te Papa Tongarewa*, *Bush City*, and *Time Warp*. In addition, the Museum provides a programme of changing exhibitions - some derived from our own collections, and others from museums around the world.

## Exhibitions

Te Papa's ability to present a dynamic exhibition programme is critical to achieving visitation and revenue targets. Nine exhibitions were opened during the year, with the highlights for the visiting public being *Gianni Versace - The Reinvention of Material* and *Ralph Hotere - Black Light*. Visitor numbers to both exhibitions exceeded expectations by a considerable margin.

*Versace* was particularly successful, with over 107,000 visitors. This represents a penetration rate of over 24% of adult visitors to Te Papa. This is the highest number and penetration of visitors for a short-term charged-for exhibition at Te Papa. By comparison, *Terrorsaurus* achieved 69,000 visitors and 21% penetration, and *Star Trek* achieved 87,000 visitors and 17% penetration. The same *Versace* exhibition attracted only 48,000 visitors in Melbourne.

*Ralph Hotere - Black Light* was also very successful, and achieved a penetration rate for the period 1 October to 31 December 2000 of 37% of adult visitors. This represents about 80,000 people. *Ralph Hotere - Black Light* was developed in partnership with the Dunedin Public Art Gallery, and also toured to Auckland.

In addition to the short-term exhibitions programme, Te Papa began planning for a number of changes to the long-term exhibitions. During the year, the *Quake Braker* exhibition opened. This exhibition shows how Te Papa is protected from earthquakes by the use of 150 base isolators – the invention of New Zealander Dr William Robinson. Visitors to *Quake Braker* can learn about the concepts and technology behind base isolation, and get a view of the base isolators supporting Te Papa. *Quake Braker* is sponsored by the Earthquake Commission (EQC).

### Discovery Centres

The four Discovery Centres – *NatureSpace* (natural environment), *PlaNat Pasifika* (Pacific), *Inspiration Station* (art and history), and *Te Huka ā Tai* (Māori) give visitors an enjoyable hands-on experience, and provide information about collections and exhibitions directly or through access to subject experts. This year, the Discovery Centres hosted 172 programmes, compared to 134 in 1999/2000. These programmes included art activities, theme days, and storytelling. Discovery Centres also hosted thirteen outreach and community programmes, including the *Wonderbox* and *Treasurebox* projects.

StoryPlace is for children under six years of age, and was visited by 16,132 parents and children during the year.

### Education Programmes

Te Papa has continued to provide education programmes to schools through its Leisure, Pleasure, Learning team. Over thirty-eight school programmes, from early childhood through to senior secondary level, covering a vast array of topics, are offered. All are linked to the school curriculum, and many are available in Māori. During the year, 15,079 children from throughout New Zealand participated in these programmes.

### Guided Tours

10,510 visitors took advantage of tours during the year, compared to 5,831 in the previous year. This is an important service for visitors to Te Papa, and new programmes are being developed to meet growing demand.

### Back-of-House Access

This year Te Papa introduced a number of new initiatives to increase public access to the back-of-house operations of the Museum. Behind the Scenes tours were held on one Saturday every month. Seventeen groups, totalling 266 visitors, participated in pre-booked specially tailored tours of the collections. In addition to the tours, Meet the Experts talks were held in exhibition spaces each month.



On 25 February 2001, Te Papa held a very successful Open Day at its Tory Street facility. This was the first time the facility had been open to the public since it was commissioned last year. 2,528 visitors took the opportunity to discover the scholarship and mātauranga that underpins the exhibitions, publications, and public programmes enjoyed by Te Papa's visitors and wider audiences. Visitors to the Open Day were treated to a rare look at a number of collections including birds and entomology, marine molluscs and crustacea, land and marine mammals, history and large art works, and waka and waka (canoes) of various Pacific nations. They were also able to explore the conservation laboratories, and were able to see treatments in progress. Te Papa's experts informed visitors about their work, and answered the many questions directed to them.

### International Tourist Market

The low exchange rate and increasing competition from other destinations makes working with tourism networks more important than ever. Te Papa works closely with Totally Wellington and the tourism industry to promote the city as a destination. The Museum also participates in the New Zealand Leading Attractions collective, and is currently chair of Centre Stage – a joint venture between Wellington, Wairarapa, Nelson, and Marlborough to promote the region internationally.

Te Papa continues to work with Tourism New Zealand, inbound tour operators within the country, and offshore tour wholesalers, in order to educate the travel industry and ensure Wellington is included in itineraries and brochures. Special attention is given to cruise ship operators, as twenty-five cruise ships visited Wellington during the last season. New products are being developed to service this small but lucrative market during the coming season.

### Publications

Te Papa Press published six entirely new works in 2000/2001:

- *Nanny Mango*, by John Walsh.
- *Wellington's Heritage: plants, gardens, and landscape*, by Winsome Shepherd.
- *The Merchant of the Zeehaen – Isaac Gilsemans and the Voyages of Abel Tasman*, by Grahame Anderson.
- *Wind Gardens – How to make beautiful gardens in exposed places*, by Jacob De Ruiter.
- *Te Papa Diary 2002*.
- The twelfth volume of *Tuhinga*, the Museum's own scholarly journal.

A full list of research publications by Te Papa staff is included in Appendix 1.

# Te Papa In The Community

Te Papa's services for customers outside the premises include touring exhibitions, loans of collection items, publications, and web pages.

## Touring Exhibitions

This year, the *Cook's Sites* exhibition was toured to the Southland Art Gallery and Museum.

## Loans

In the year to 30 June 2001, Te Papa made 118 loans, comprising 3,022 items, to other organisations. Among the most significant of these loans were:

- Five works of art, including *A painting for Uncle Frank* by Colin McCahon, to the Govett-Brewster Art Gallery for its exhibition *Te Maunga Taranaki - Views of a Mountain*.
- Forty works of art to the Hocken Library for three Rita Angus exhibitions that marked the thirtieth anniversary of the artist's death in 1970.
- Māori taonga to the Australian Museum for its exhibition *Body Art*.
- Fifty taonga with Ngāti Hinewaka associations to a Ngāti Hinewaka exhibition in Masterton.
- Fifteen works on paper to the Adam Art Gallery at Victoria University of Wellington for the student-curated exhibition *Pacific Impressions - Representations of Pacific Peoples from Gilsemanns to Gauguin*.
- Michael Parekowhai's *Ten Guitars - Toru #3* joined the nine other guitars that make up the installation *Ten Guitars* at the Andy Warhol Museum in Pittsburgh, USA.

## Virtual Visitors

Te Papa's website allows Internet users around the world to access information about Te Papa's exhibitions, collections, and services. During 2000/2001, Te Papa recorded 135,000 visits to the website, compared to 110,000 for the previous year. This is a result of efforts to publicise the website and improve navigation. Further development of the website is planned for the 2001/2002 financial year.

In addition to its own site, Te Papa also hosts the McCahon website and the New Zealand Museums Online website, which received 29,599 and 98,846 visits respectively.

## Iwi Relations

Te Papa's relationships with iwi and Māori organisations continue to be an important feature of the Museum's approach to bicultural development. These relationships are built largely around taonga Māori, Mana Whenua partnerships, the development of mātauranga Māori, kōiwi tangata, and other strategic opportunities.

This year, Te Papa successfully undertook twenty-six projects with iwi and Māori organisations. Notable amongst this year's projects were the Matariki celebrations, development of the *Tūhoe - Children of the Mist* iwi exhibition opening in November, an international repatriation of kōiwi tangata from the Australian Museum, a domestic repatriation of kōiwi tangata to Ngāi Tahu, and the inaugural visit to Te Papa by the Māori Queen - Dame Te Arikinui Te Atairangi Kaahu. She was accompanied by Princess Ali'i Kekaulike Kawanakoa of Hawai'i and Paramount Chief of Ngāti Tuwharetoa, Tumu Te Heuheu.

Special acknowledgement must also be made to Te Aupouri iwi, whose partnership in the *Te Aupouri - people of smoke and flame* iwi exhibition has been very successful. Te Papa is grateful for their generosity and commitment, and looks forward to building on the relationship in the future.

## National Services

Te Papa's National Services works in partnership with other museums, iwi, and related organisations on projects to improve the services provided by museums in their local communities.

Partnership projects are initiated either regionally or nationally, and foster progressive developments based on professionalism, expertise, and scholarship/mātauranga Māori in small and large museums around the country, for the benefit of all New Zealanders.

Te Papa is committed to improve museums' effectiveness through partnership initiatives in the areas of Standards, Bicultural and Iwi Development, Training, Marketing and Promotion, and Revenue Generation.

This year, eighteen regional and fifteen national partnership projects were completed. National partnership projects included two national conservation workshops led by Fulbright visiting scholar Jonathan Thornton, two national workshops on funds development and sponsorship, and a series of three masterclass seminars with international museum expert Sir Neil Cossons.

The regional partnership projects included working with twelve Northland museums to complete self and peer reviews using the draft standards scheme. Bicultural development projects included development of an inventory of pounamu taonga by Ngāi Tahu, and consultation with local iwi and hapū to inform planning for the Tauranga Museum, and for the Board of the Science Centre, Manawatu Museum and Manawatu Art Gallery Trust. Other regional projects included training on handling an exhibition, identification of training priorities with a regional network of museums, a workshop on emergency recovery and salvage of cultural property, and a research project on visitor and market needs.

Two two-day hui on Iwi Customary Concepts took place in Waikato and Northland, each attracting over twenty participants.



“ I have a passion for shoes. Going into the collection area gives you a great appreciation of the ongoing beauty and functionality of the shoes that Te Papa holds.”

**Cath Nesus**  
Manager Bicultural Policy  
in the Shoe Store

A two-day national wānanga on Iwi Initiatives for Mana Tāonga was held on Orongomai Marae, Upper Hutt, with over fifty participants from iwi and museums. A report has been prepared as a resource for the sector.

A workshop on Understanding Visitor Needs was held for the Canterbury region, and led by Te Papa's Manager of Visitor and Market Research and a visiting Fulbright scholar.

Fourteen resource guides were updated and published on the topics: *Working with Media, Funding Sources, Know your Visitor, Introduction to Visitor Surveys, Preventive Conservation, Minimising Disaster, Emergency Procedures, A Guide to Guardians of Iwi Treasures, Copyright, Exhibitions at Your Place, Museum Training Plan, Training Evaluation, Valuing Collection,* and *Strategic Planning.*

## Te Papa's Capability

Over the last year, Te Papa has strengthened its research capability through the establishment of a number of positions, including Curator Art and Visual Culture, Curator History, Curator Māori, and Collection Manager Visual Arts. Additional entry-level curatorial positions will ensure long-term capability needs are met. Entry-level positions of Assistant Curator Māori and Assistant Curator History were filled this year.

Te Papa was able to fill a number of outstanding vacancies, including three Concept Leader positions in History, Tangata Whenua, and Papatūānuku. Concept Leaders provide leadership to the organisation in scholarship and mātauranga Māori.

Te Papa will continue to enhance its research capacity through strategic partnerships and alliances with similar institutions.



"I love the memorabilia inside Golden Days – bits and pieces, which I can remember from throughout my life. The re-created house reminds me of my grandparents' and great-grandfather's homes. The movie clips also bring back memories of the past – sad and happy events of New Zealand's history."

**Brenda Franklin**  
Executive Associate to Kaihautū  
inside *Golden Days*

## Friends of Te Papa

The Friends of Te Papa is an incorporated society, formed with the purpose of supporting the national museum, and enhancing the value of Te Papa for members.


A strong programme of events, lectures, and previews helped achieve this purpose. Tours of the collections stores and the *Ralph Hotere – Black Light* and *Inheriting the Netherlands* exhibitions were much enjoyed, as were the Meet the Expert sessions.

Highlights of the year included a gala evening to view *Ralph Hotere – Black Light*, a sell-out lunch in the Icon Restaurant to promote Peta Mathias' new book *Insatiable*, and an exhibition preview for *Gianni Versace – The Reinvention of Material*.

The Friends initiated formation of links with the diplomatic community through an evening at Homewood, the British High Commissioner's residence. Over 150 representatives of the diplomatic community attended a special preview of *Gianni Versace – The Reinvention of Material*.

Following their Strategic Plan, the Friends have sought to raise their profile and increase and diversify membership. Membership promotions at *Magnum<sup>o</sup> – our turning world*, the Tory Street Open Day, and *Gianni Versace – The Reinvention of Material*, have resulted in a satisfying **463 new memberships** in the year to June 30.





“ I find this exhibit so uplifting. I make a point of coming through here often on my way to the marae.”

**Judy Salmond**

President, Friends of Te Papa  
by *Te Ara a Hine* by Jacqueline Fraser.

# Museum of New Zealand – Te Papa Tongarewa **Board and Management**

## Museum Board as at 30 June 2001

- Dr Roderick Deane, PhD, BCom (Hons), FCA, FCIM, FNZIM,  
**Chairman**
- Ms Jenny May, BA (Hons)
- Mr John Judge, BCom, ACA
- Professor Mason Durie, MB, ChB, DPsych, FRANZCP, FRSNZ (retired 15 August 2001)
- Mr Rikirangi Gage, BA (retired 15 August 2001)
- Mr David Gascoigne, CBE, LL.M
- Ms Glenys Coughlan MA, MBA
- Professor Judith Binney, CNZM

## The following joined the Board effective 16 August 2001

- Ms Josie Karanga, B.Ed. Dip Tchg.
- Mr Mark Solomon

## Management as at 30 June 2001

- Dame Cheryl Sotheran, DNZM, MA (Hons), Dip Tchg, ATCL,  
**Chief Executive**
- Mr Te Taru White, BSc (Hons), MBA  
**Kaihautū**

## Strategic Unit

- Mr Paul Brewer, LVO, MA (Hons), Dip PR,  
**General Manager Communications and Marketing**
- Ms Briony Ellis, (parental leave from 10 January 2001 to 24 September 2001)  
**General Manager Funds Development**
- Dr Jennie Harré Hindmarsh, PhD, MSc SocWk, Tohu Maoritanga, BA Hons,  
**General Manager National Services**
- Mr Prabodh Mishra, MA, Post Grad Cert in Dip (Oxon), MHRINZ,  
**General Manager Human Resources**
- Ms Fiona Read, (from 10 January 2001 to 24 September 2001)  
**Acting General Manager Funds Development**
- Mr Matthew Reid, BCA, CA,  
**Financial Controller**
- Ms Pat Stuart, BA,  
**General Manager Strategic Planning**
- Mr James Te Puni,  
**General Manager Māori**



"This place combines technology and knowledge to convey complex ideas. Sit here...and absorb."

**James Gardiner**  
Senior Functions Coordinator in  
Soundings Theatre

## Operations

- Mr Merv Harvey, BE Hons, ME,  
**General Manager Building Operations**
- Mrs Raewyn Smith-Kapa, Dip Arts Admin (London),  
**General Manager Visitor Experience**
- Mr Murray Stevens, NZCE, MBA,  
**General Manager Museum Resources**
- Mr Kevin Tso, BCA, CA,  
**General Manager Commercial**

## Functions

The Museum of New Zealand Te Papa Tongarewa Act 1992 [section 7] sets out the principal functions to be undertaken by Te Papa.

These are summarised as:

- controlling and maintaining a museum
- developing collections
- making its collections accessible
- caring for its collections
- creating exhibitions
- conducting research into matters relating to its collections
- providing an education service
- providing an information service
- forming partnerships with other organisations
- optimising the use of its collections
- identifying and establishing a national services programme in partnership with other museums
- providing national services in partnership with other museums
- providing buildings required by the Museum

# Financial Statements 2000/2001


36	Statement of Responsibility
37	Statement of Service Performance
50	Statement of Accounting Policies
54	Statement of Financial Performance
55	Statement of Movements in Equity
56	Statement of Financial Position
57	Statement of Cash Flows
59	Reconciliation of Net Surplus from Operations to Net Cash Flows from Operating Activities
60	Statement of Commitments
61	Statement of Contingent Liabilities
62	Notes to the Financial Statements
77	Report of the Audit Office

## Statement of Responsibility

It is the Board and Management's responsibility for the preparation of the annual financial statements and the judgements used therein.

It is the Board and Management's responsibility for establishing and maintaining a system of internal controls designed to provide reasonable assurance as to the integrity and reliability of the financial statements.

In the opinion of the Board and Management, the annual financial statements for the year ended 30 June 2001 fairly reflect the financial position and operations of the Museum of New Zealand Te Papa Tongarewa.



**Dame Cheryl Sotheran DNZM**

Chief Executive

18 October 2001



**Dr Roderick S. Deane**

Chairman

18 October 2001

# Statement of Service Performance

## Introduction

Te Papa delivers a single output, Museum Services, which is partially funded by Government. Objectives and performance targets have been developed to achieve the following outcomes:

### Collections

*Te Papa has great collections* – Access to the national collections through the acquisition, management, conservation, and study of the collections.

### Experience

*Te Papa attracts, informs and engages New Zealanders and visitors to New Zealand* – The provision of a diverse and changing programme of integrated activities and programmes, founded on scholarship and mātauranga Māori.

### Community

*Te Papa establishes and nurtures relationships and partnerships with iwi, other museums, institutions and communities* – National Services, community partnerships, and sharing the Te Papa experience.

### Capability

*Te Papa continues to be able to deliver its outputs to the agreed quantity and quality* – Development of organisational capability including human and capital resources.

### Output Costs 2000/2001

	Actual \$'000	Budget \$'000	Variance \$'000
Museum Services	43,413	44,408	995
<b>Total Output</b>	<b>43,413</b>	<b>44,408</b>	<b>995</b>

Output costs are made up of \$32.549 million operational expenditure (excludes depreciation and losses on the sale of fixed assets) and capital expenditure and collection acquisition of \$10.864 million. Output expenditure is funded by appropriations of \$26.783 million and other revenues of \$16.630 million.

### Performance Indicators

The 2000/2001 Statement of Intent includes specific targets. Performance is measured in terms of quantity, quality, timeliness and cost. It is recognised that owing to the specialised nature of many of Te Papa's activities, the process of identifying appropriate measures for some targets is one of continuous refinement.

# One. Collections

Acquisition, management, conservation, and study of the collections.

Objective	Performance Targets 2000/2001	Year to Date
<p>To provide a permanent repository for items that significantly represent national identity including works of art, historical objects, archival material and items from the natural environment.</p>	<p>Collection development activity is maintained in accordance with the Collection Development Policy.</p>	<p><b>Achieved</b></p> <p>All collection development activity has been consistent with the Collection Development Policy. The Board approved an Acquisitions Strategy in June 2000 to further guide Te Papa's collection development.</p> <p>181 new proposals were submitted this year, of which 148 were approved, 6 were not approved and 27 were still under consideration at 30 June 2001.</p> <p><i>In 1999/2000 135 proposals were submitted of which 123 were approved and 12 were still under consideration at 30 June 2000.</i></p>
<p>To ensure that collections are managed in accordance with professional standards and statutory and cultural requirements.</p>	<p>No irreparable loss or damage is caused to the collections or to objects on loan to Te Papa from other institutions or individuals as a result of handling by staff.</p>	<p><b>Achieved</b></p> <p>There were no instances of irreparable loss or damage as a result of handling by staff.</p> <p>There were 10 instances of repairable loss or damage.</p> <p><i>In 1999/2000 there were no instances of irreparable damage.</i></p>
	<p>There are no more than six instances of irreparable damage to collection items as a result of public access.</p>	<p><b>Achieved</b></p> <p>There was one instance of irreparable damage as a result of public access.</p> <p>There were 14 instances of repairable damage.</p> <p><i>In 1999/2000 there were no instances of irreparable damage.</i></p>



# Outcome – Te Papa has great collections

Objective	Performance Targets 2000/2001	Year to Date
	<p>The handling of collection items is in accordance, where appropriate, with tikanga Māori.</p>	<p><b>Achieved</b></p> <p>Monthly reports indicated that all collection items were handled, where appropriate, in accordance with tikanga Māori.</p> <p>All installation staff are trained in handling taonga Māori.</p> <p><i>In 1999/2000 this target was achieved.</i></p>
	<p>All items required for public display are in a stable condition.</p>	<p><b>Achieved</b></p> <p>2,072 items were checked for stability and treatments for 467 were completed before being placed on display.</p> <p><i>In 1999/2000 498 items were checked and 214 treatments were completed.</i></p>
	<p>All items are stored in environmentally stable conditions – collection areas are maintained at 20°C (winter) and 22°C (summer) +/- 1°C and 52% relative humidity (RH) +/- 7% at least 95% of the time.</p>	<p>Cable Street: targets were achieved more than 96% of the time as monitored by the building controls system and independently by conservation thermohydrographs.</p> <p>Tory Street: targets were achieved 75% of the time. This was as a result of performance issues with the Tory Street air conditioning system.</p> <p><i>There was no equivalent target in 1999/2000.</i></p>
<p>To ensure all collection-based scholarship and mātauranga Māori contribute to Te Papa's outcomes.</p>	<p>All collection-based scholarship and mātauranga Māori projects are aligned with Te Papa's Core Projects framework.</p>	<p><b>Achieved</b></p> <p>All collection-based scholarship and mātauranga Māori projects are aligned with Te Papa's Core Projects framework.</p> <p><i>In 1999/2000 100% of research projects met the agreed standard.</i></p>

## Two. The Te Papa Experience

A diverse and changing programme of integrated activities and programmes, founded on scholarship and mātauranga Māori.

Objective	Performance Targets 2000/2001	Year to Date
<p>To maximise public access to the collections through visitation to Te Papa.</p>	<p>All collections in storage are accessible to the public within established guidelines.</p>	<p><b>Achieved</b></p> <p>391 requests for access were granted.</p> <p>11 were declined because of unavailability owing to collection store relocation as part of the capital development programme.</p> <p>1,194 visitors participated in 113 store tours.</p> <p><i>In 1999/2000 424 requests for access were granted and four requests were declined.</i></p>
	<p>A minimum of six new programmes (two each year) to bring back-of-house to Te Papa's visitors are established</p>	<p><b>Achieved</b></p> <p>One Saturday every month has a back of house Behind the Scenes tour.</p> <p>One Meet the Expert talk undertaken every month.</p> <p>Tory Street Open Day</p> <p><i>There was no equivalent target in 1999/2000</i></p>
	<p>An increase of 10% each year is achieved in the number of visitors taking advantage of back-of-house tours.</p>	<p><b>Achieved</b></p> <p>A target of 666 visitors taking advantage of back of house tours was established at the beginning of the financial year.</p> <p>This year, 3,017 visitors have taken advantage of back of house tours. Of this number, 2,528 participated in the Tory Street Open Day.</p> <p><i>There was no equivalent target in 1999/2000.</i></p>

# Outcome – Te Papa attracts, informs and engages New Zealanders and visitors to New Zealand.

Objective	Performance Targets 2000/2001	Year to Date
	Te Papa is open to the public for a minimum of 3,000 hours each year.	<p><b>Achieved</b></p> <p>Te Papa was open for 3,076.5 hours this year.</p> <p><i>In 1999/2000 Te Papa was open for 3,087 hours.</i></p>
	Visitation is maintained at a minimum of 1 million visitors each year.	<p><b>Achieved</b></p> <p>Te Papa attracted 1,288,278 visits in public opening hours during this financial year.</p> <p>This is 29% higher than projected.</p> <p><i>In 1999/2000 Te Papa attracted 1,368,950 visits during public opening hours.</i></p>
To attract a diversity of audiences.	25% of visitors are international tourists.	<p><b>Achieved</b></p> <p>This year, 35% of visitors were international tourists.</p> <p><i>In 1999/2000 32% of visitors were international tourists.</i></p>
	40% of visitors are domestic tourists.	<p><b>Achieved</b></p> <p>This year, 41% of visitors were from outside of the Wellington region.</p> <p><i>In 1999/2000 41% of visitors were from outside the Wellington region.</i></p>
	All exhibitions and visitor programmes maximise opportunities to engage new audiences as assessed through customer surveys.	<p><b>Achieved</b></p> <p>The Dutch Community was targeted as a new audience through the exhibition <i>Nieuw Zeeland – Going Dutch</i>.</p> <p>Youth audiences were attracted through Street Heat weekend.</p> <p>Multicultural March brought in a broad ethnic audience.</p> <p>A notable new community was the Iranian community.</p> <p>Other new audiences were targeted through <i>Punkulture</i> and <i>Versace</i>.</p> <p><i>There was no equivalent target in 1999/2000.</i></p>

## Two. The Te Papa Experience (continued)

Objective	Performance Targets 2000/2001	Year to Date
	<p>The demographic profile of domestic visitors to Te Papa broadly reflects that of the New Zealand population.</p>	<p><b>Achieved</b></p> <p>56% of New Zealand visitors to Te Papa in this financial year were female (compared to 52% in the 1996 Census).</p> <p>10% of New Zealand visitors identified themselves as Māori (compared to 11.6% in the 1996 Census).</p> <p>March 2001 Census information is due in December 2001.</p> <p><i>There was no equivalent target in 1999/2000.</i></p>
<p>To provide a visitor experience that meets the needs and expectations of Te Papa's audiences.</p>	<p>A customer satisfaction/ manākitanga rating of good to excellent of at least 90% is maintained.</p> <p><i>(Customer satisfaction is based on six key areas: welcoming and friendly atmosphere; facilities maintained for comfort and safety of customers; helpfulness and professionalism of staff; content, accuracy, appeal and presentation of exhibitions and public programmes; value for money and customer loyalty.)</i></p>	<p><b>Achieved</b></p> <p>94% of visitors were satisfied with their visit to Te Papa.</p> <p><i>In 1999/2000 90% of visitors were satisfied with their visit.</i></p>
	<p>Building systems and facilities are maintained to the agreed standard as assessed by the monitoring programme.</p>	<p><b>Achieved</b></p> <p>Monthly audits of cleaning and building maintenance show agreed standards are being met and maintenance issues are being identified and addressed. Regular assessment of control systems and planned preventative maintenance procedures to other building services are in place. Agreed response times to unexpected occurrences have been achieved. Systems and facilities are maintained to the agreed standards.</p> <p><i>In 1999/2000 this target was achieved.</i></p>

Objective	Performance Targets 2000/2001	Year to Date
<p>To provide exhibitions, visitor programmes and other products that are diverse and demonstrably based on scholarship and mātauranga Māori within the Core Projects framework.</p>	<p>A minimum of eight new long-term exhibition projects are completed through all stages (concept development, design, and installation) including six segmental changes and two whole exhibitions including an exhibition on Level 3 by 2002/03.</p>	<p><b>On Target</b></p> <p>The following exhibiton projects were progressed this financial year:</p> <p><b>Whole exhibition changes</b>  <i>Human Impact</i> (Level 3)  <i>Time Warp</i></p> <p><b>Segmental changes</b>  <i>Parade</i> (now <i>Made in New Zealand</i>)  <i>Signs of a Nation – Poirangi</i>  <i>Awesome Forces – Quake Braker</i>  <i>Mana Whenua – Tūhoe: Children of the Mist</i>  <i>Passports – The Indian Community</i>  <b>Rongomaraeroa</b></p> <p><i>There was no equivalent target in 1999/2000</i></p>
	<p>A minimum of six short-term exhibition projects are presented each year.</p>	<p><b>Achieved</b></p> <p>Ocean Planet opened 1 July 2000.</p> <p><i>Ralph Hotere: Black Light</i> opened on 27 October 2000.</p> <p><i>Bewusst, einfach</i> (new design from Germany) and <i>Simply Pacific</i> opened on 4 November 2000.</p> <p><i>Magnum – our turning world</i> opened on 20 December 2000.</p> <p><i>Punkulture</i> opened on 10 February 2001.</p> <p><i>More or Less</i> opened on 5 March 2001.</p> <p><i>Gianni Versace: The Reinvention of Material</i> opened 7 April 2001.</p> <p><i>Partners in Time</i> opened 12 April 2001.</p> <p><i>Inheriting the Netherlands</i> opened 5 May 2001.</p> <p><i>There was no equivalent target in 1999/2000</i></p>

## Two. The Te Papa Experience (continued)

Objective	Performance Targets 2000/2001	Year to Date
	<p>A minimum of 30 education programmes each year.</p>	<p><b>Achieved</b></p> <p>38 curriculum-linked programmes are offered.</p> <p>15,079 visitors participated in education programmes.</p> <p><i>There was no equivalent target in 1999/2000.</i></p>
	<p>All projects (exhibitions, education programmes, events, etc.) are developed and delivered:</p> <ul style="list-style-type: none"> <li>• utilising the full range of Te Papa's collections and research programmes;</li> <li>• in accordance with the approval process; and</li> <li>• within the agreed quality standard as assessed.</li> </ul>	<p><b>Achieved</b></p> <p>All activities have followed the established development and approval procedures.</p> <p><i>There was no equivalent target in 1999/2000.</i></p>
<p>To inform Te Papa's audiences through a diverse range of engaging, authoritative and bicultural visitor programmes, exhibitions and publications.</p>	<p>A minimum of two summative evaluations of long-term exhibitions are conducted each year.</p>	<p><b>Achieved</b></p> <p><i>Parade</i> – summative evaluation report is complete.</p> <p><i>Time Warp</i> – summative evaluation report is complete.</p> <p><i>Mana Whenua</i> – summative evaluation report is complete.</p> <p><i>There was no equivalent target in 1999/2000.</i></p>
	<p>Te Papa's visitors are informed by their experience as assessed by summative evaluations.</p>	<p><b>Achieved</b></p> <p><i>Parade</i> summative evaluation has informed the redevelopment of the exhibition's concept.</p> <p><i>Time Warp</i> summative evaluation report will inform the redevelopment of the concept.</p> <p><i>Mana Whenua</i> summative evaluation report has informed the development of the Tūhoe iwi exhibition.</p> <p><i>There was no equivalent target in 1999/2000.</i></p>

Objective	Performance Targets 2000/2001	Year to Date
To improve access to information about Te Papa's collections.	Te Papa OnScreen review findings are implemented within agreed resource parameters and performance targets are set for the two following years.	<p><b>Achieved</b></p> <p>Report completed. Te Papa OnScreen will be driven as part of the overall information delivery strategy.</p> <p><i>There was no equivalent target in 1999/2000.</i></p>
	Files associated with new exhibitions are added to Te Papa OnScreen within three months of the exhibition opening.	<p><b>Achieved</b></p> <p>Files for <i>Nieuw Zeeland – Going Dutch</i> and the Chinese community exhibitions have been added in English, Māori and the language of the community.</p> <p><i>There was no equivalent target in 1999/2000.</i></p>
	A summary guide to Te Papa's collections is produced.	<p>Resources required to undertake this work have been directed to the capital development project. The project will be completed by 30 June 2002.</p> <p><i>There was no equivalent target in 1999/2000.</i></p>

## Three. Te Papa in the Community

National Services, community partnerships, and sharing the Te Papa experience.

Objective	Performance Targets 2000/2001	Year to Date
<p>To develop programmes in partnership with like organisations to achieve the National Services' project priorities as documented for the benefit of New Zealand's museums.</p>	<p>A minimum of 15 partnership projects are completed each year.</p>	<p><b>Achieved</b></p> <p>Thirty-three (18 regional and 15 national) partnership projects completed.</p> <p><i>In 1999/2000 16 partnership projects were completed.</i></p>
	<p>All completed projects meet established performance criteria as assessed.</p>	<p><b>Achieved</b></p> <p>Completed projects met agreed performance criteria.</p> <p><i>In 1999/2000 this target was achieved.</i></p>
<p>To strengthen relationships with iwi through communication and the development of partnerships for specific projects.</p>	<p>A minimum of 15 project milestones with iwi, including within existing relationships, are achieved.</p>	<p><b>Achieved</b></p> <p>23 iwi project milestones were completed with 10 iwi/Māori organisations this year.</p> <p><i>In 1999/2000 26 individual project milestones were achieved with 10 different iwi.</i></p>
	<p>A manākitanga rating (customer satisfaction) of good to excellent of at least 90% in respect of all iwi partnerships is achieved.</p>	<p><b>Achieved</b></p> <p>Oral and written feedback from iwi/Māori organisations who participated in the partnership projects this year indicates satisfaction with the processes used in developing and managing iwi relationships at Te Papa. This is verified by completed project evaluation forms.</p> <p><i>In 1999/2000 this target was achieved.</i></p>



## Outcome – Te Papa establishes and nurtures relationships and partnerships with iwi, other museums, institutions and communities.

Objective	Performance Targets 2000/2001	Year to Date
<p>To continue to develop and strengthen relationships with other institutions and communities through the development of partnerships for specific projects.</p>	<p>Two events/programmes are developed in conjunction with other organisations each year.</p>	<p><b>Achieved</b></p> <p>Development of Tūhoe Iwi Exhibition.</p> <p>Development of community exhibition to <i>Nieuw Zeeland – Going Dutch</i>.</p> <p>Development of <i>Quake Braker</i> with GNS and EQC.</p> <p><i>There was no equivalent target in 1999/2000.</i></p>
<p>To maximise public access to the Te Papa experience by reaching audiences beyond Te Papa's premises.</p>	<p>A minimum of three Te Papa exhibitions (one each year) are toured by June 2003.</p>	<p><b>Achieved</b></p> <p><i>Cook's Sites</i> was toured to the Southland Art Gallery and Museum.</p> <p><i>In 1999/2000 this target was achieved.</i></p>
	<p>There are a minimum of 220,000 virtual visitors to Te Papa via the Website and Call Centre each year.</p>	<p><b>Achieved</b></p> <p>Total virtual visitation has been 229,738 or 104% of target.</p> <p>In addition Te Papa hosts the McCahon website (29,559 visits) and NZMOL website (98,846) which if included would represent 163% of target.</p> <p><i>In 1999/2000 the total number of visits was 205,582.</i></p>
	<p>Accreditation of collections loan services is established and accredited relationships with borrowing organisations are developed.</p>	<p>Work towards the introduction of an accreditation system continues.</p> <p><i>There was no equivalent target in 1999/2000.</i></p>

## Three. Te Papa in the Community (continued)

Objective	Performance Targets 2000/2001	Year to Date
	<p>Processing of 90% of all collection loan requests is completed within 30 days of receipt of the first request.</p>	<p>70% of loans were processed within 30 days. 93% were processed within 3 months.</p> <p>118 loans for 3,022 items have been processed this financial year.</p> <p>While the target was not achieved all borrowing institutions received approved loans on time.</p> <p><i>In 1999/2000 92% of loan requests were processed within 3 months comprising 116 loans for 2,056 items</i></p>
	<p>Te Papa Press publishes a minimum of six new publications each year.</p>	<p><b>Achieved</b></p> <p>Six titles published this year:</p> <ul style="list-style-type: none"> <li>• <i>Tuhinga 12</i></li> <li>• <i>Nanny Mango</i>, by John Walsh.</li> <li>• <i>Wellington's Heritage: plants, gardens, and landscape</i>, by Winsome Shepherd.</li> <li>• <i>The Merchant of the Zeehaen: Isaac Gilsemans; The Voyages of Abel Tasman</i> by Grahame Anderson</li> <li>• <i>Wind Gardens: how to make beautiful gardens in exposed places</i> by Jacob De Ruiter</li> <li>• <i>2002 Te Papa Diary</i></li> </ul> <p><i>In 1999/2000 seven new titles were published.</i></p>

## Four. Te Papa's Capability

Development of organisational capability including human and capital resources.

Te Papa continues to be able to deliver its outputs to the agreed quantity and quality.

Objective	Performance Targets 2000/2001	Year to Date
<p>To maintain through recruitment, professional development and a competitive reward system a workforce capable of delivering Te Papa's outputs.</p>	<p>Critical vacancies are filled within agreed financial and quality guidelines.</p>	<p>All except one critical vacancy was filled this year within agreed financial and quality guidelines.</p> <p>The position of Concept Leader Tangata Whenua was filled outside the three months specified period.</p> <p><i>There was no equivalent target in 1999/2000.</i></p>
	<p>A comprehensive workforce plan is developed by 31 December 2000.</p>	<p><b>Achieved</b></p> <p><i>There was no equivalent target in 1999/2000.</i></p>
	<p>Professional development and training are provided in accordance with agreed institutional priorities.</p>	<p><b>Achieved</b></p> <p>All professional development applications were considered in accordance with agreed criteria.</p> <p><i>There was no equivalent target in 1999/2000.</i></p>
	<p>The workforce is capable of working in the bicultural partnership to the agreed minimum standard.</p>	<p><b>Achieved</b></p> <p>All minimum standards have been met.</p> <p><i>There was no equivalent target in 1999/2000.</i></p>
<p>To replace and, where necessary, improve facilities, plant and systems infrastructure, including information management.</p>	<p>Capital replacement and improvement will be assessed in accordance with institutional priorities and the agreed value criteria.</p>	<p><b>Achieved</b></p> <p>The new exhibition space development on Level 5 and associated capital projects have been assessed in accordance with institutional priorities and the agreed value criteria.</p> <p>The works are scheduled for completion in October 2001.</p> <p><i>There was no equivalent target in 1999/2000.</i></p>

# Statement of Accounting Policies

## Reporting Entity

These financial statements are those of the Museum of New Zealand Te Papa Tongarewa (Te Papa). The Board came into being as a result of the Museum of New Zealand Te Papa Tongarewa Act 1992, on 1 July 1992. These financial statements are prepared pursuant to the provisions of the Public Finance Act 1989, Museum of New Zealand Te Papa Tongarewa Act 1992, Financial Reporting Act 1993 and in accordance with generally accepted accounting practice in New Zealand.

## Measurement System

The measurement base is historical cost except for collections which are recorded at market value or replacement cost, investments in shares which are recorded at market value and donated fixed assets which are recorded at depreciated replacement cost.

## Accounting Policies

### Budget Figures

The budget figures are those approved by the Board at the beginning of the financial year and disclosed in Te Papa's Statement of Intent. The budget figures have been prepared in accordance with generally accepted accounting practice in New Zealand and are consistent with the accounting policies adopted by the Board for the preparation of the financial statements.

### Revenue

Crown revenue received for operating purposes is recognised as revenue when earned. Crown funding received as a capital injection is accounted for in the Statement of Movements in Equity. Other revenue is recognised on an accruals basis in the Statement of Financial Performance.

### Special Purpose Funds

These funds are for scientific research projects and collection acquisitions. As the entity exercises control over these funds in terms of the Statement of Concepts, receipt of special purpose funds is recognised as revenue and their distribution as an expense.

### Accounts Receivable

Accounts receivable are stated at their expected realisable value, after providing for doubtful debts. Bad debts are written off in the year they are recognised.

### Inventory

Inventories are valued at the lower of cost or net realisable value.

### Investments

Investments in listed companies are recorded at the closing price at balance date on the New Zealand Stock Exchange. The resulting unrealised gains or losses are recognised in the Statement of Financial Performance. Premiums or discounts on government stock are amortised over the life of the investment on a yield to maturity basis.

### Fixed Assets

Land and buildings and all other fixed assets are recorded at historical cost. Capital Works in Progress is recognised as costs are incurred. The total cost of this work is transferred to the relevant asset category on its completion and then depreciated.

### Depreciation

Depreciation is provided on fixed assets, other than freehold land and capital work in progress, on a straight-line basis so as to allocate the cost of assets, less any estimated residual value, over their useful lives. The estimated useful lives are:

• Buildings	150 years
• Buildings fitout	5 to 50 years
• Commercial activities assets	2 to 15 years
• Exhibition equipment & tools	2 years
• Film, audio-visual equipment	3 to 4 years
• Furniture and fittings	3 to 15 years
• Land improvements	5 to 50 years
• Leasehold improvements	2 to 15 years
• Long term exhibitions	3 to 15 years
• Miscellaneous equipment	10 years
• Motor vehicles	5 years
• Office & computer equipment	3 to 5 years
• Photography equipment	3 to 4 years
• Plant and equipment	5 to 50 years
• Project information system	5 years
• Scientific equipment	10 years
• Security equipment	10 years
• Trust and reserve assets	5 years

### Collections

The collections of Te Papa, with the exception of the Natural Environment collections which are shown at replacement cost, have been valued at cost or market value. A valuation of collections is performed annually with each class of collections being valued once every three years. Acquisitions to collections between revaluations are recorded at cost.

## Statement of Accounting Policies (continued)

Upward revaluations of collections are credited to the collection revaluation reserve. Downward revaluations of the collections are debited to the collection revaluation reserve. Where this results in a debit balance in the collection revaluation reserve this balance is expressed in the Statement of Financial Performance.

In the Board's opinion, as the collections tend to have an indefinite life and are generally not of a depreciable nature, depreciation is not applicable.

### **Provision for Employee Entitlements**

Provision is made in respect of Te Papa's liability for annual leave and long service leave.

Annual leave has been calculated on an actual entitlement basis at current rates of pay. Long service leave has been calculated on an actuarial basis based on present value of expected future entitlements.

### **Goods and Services Tax (GST)**

The Statement of Financial Performance, Statement of Movements in Equity, Statement of Cash Flows, Statement of Commitments and Statement of Contingent Liabilities are exclusive of GST. The Statement of Financial Position is also exclusive of GST except for accounts payable and accounts receivable, which are GST inclusive. The amount of GST refund due as at balance date is included in current assets.

### **Taxation**

Te Papa is exempt from the payment of income tax in terms of section 20 of the Museum of New Zealand Te Papa Tongarewa Act 1992. Accordingly, no charge for income tax has been provided for.

### **Operating Leases**

Operating lease payments, where the lessor effectively retains substantially all the risks and benefits of ownership of the leased items, are charged as expenses in the periods in which they are incurred.

### **Financial Instruments**

Te Papa is party to financial arrangements as part of its everyday operations. These include bank accounts, short-term deposits, accounts receivable, accounts payable and investments. All revenues and expenses in relation to all financial instruments are recognised in the Statement of Financial Performance. All financial instruments are recognised in the Statement of Financial Position when a contractual obligation has been established. No off-balance sheet instruments have been entered into. Specific methods and assumptions used are disclosed elsewhere in these policies.

**Statement of Cash Flows**

Cash means cash balances on hand, held in bank accounts, demand deposits and other highly liquid investments in which Te Papa invests as part of its day-to-day cash management.

*Operating activities* include cash received from all income sources of Te Papa and record the cash payments made for the supply of goods and services.

*Investing activities* are those activities relating to the acquisition and disposal of non-current assets.

*Financing activities* comprise the change in equity and debt capital structure of Te Papa.

**Cost Allocation**

All costs incurred are allocated to Te Papa's single output class: Museum Services.

**Foreign Currency Translation**

Transactions in foreign currencies are converted at the New Zealand rate of exchange ruling at the date of the transaction. Investment balances are expressed in New Zealand currency using rates at balance date. Exchange gains or losses are transferred to the Statement of Financial Performance.

**Commitments**

Future payments are disclosed as commitments at the point a contractual obligation arises, to the extent that there are equally unperformed obligations. Commitments relating to employment contracts are not disclosed.

**Contingent Liabilities**

Contingent liabilities are disclosed at the point at which the contingency is evident.

**Changes in Accounting Policies**

There have been no changes in accounting policies since the date of the last audited Financial Statements. The policies have been applied on a basis consistent with the previous year.

# Statement of Financial Performance

For The Year Ended 30 June 2001

	Note	Actual 2001 \$'000	Budget 2001 \$'000	Actual 2000 \$'000
<b>Revenue</b>				
Crown revenue		17,783	18,005	16,005
Commercial revenue		9,365	9,074	10,180
Other revenue	1	6,768	5,110	6,022
Special Purpose Funds revenue	2	2,576	2,141	2,497
<b>Total operating revenue</b>		<b>36,492</b>	<b>34,330</b>	<b>34,704</b>
Cost of services	3	33,151	34,061	30,273
<b>Net surplus before depreciation</b>		<b>3,341</b>	<b>270</b>	<b>4,431</b>
Depreciation *		11,590	12,790	12,282
<b>Net deficit for the year after depreciation</b>		<b>(8,249)</b>	<b>(12,521)</b>	<b>(7,851)</b>

**Note:** Government provides funds for capital expenditure by way of a capital injection as presented in the Statement of Movements in Equity and does not fund Te Papa for depreciation.

*The accounting policies and accompanying notes form part of and should be read in conjunction with these financial statements.*



# Statement of Movements in Equity

For The Year Ended 30 June 2001

	Note	Actual 2001 \$'000	Budget 2001 \$'000	Actual 2000 \$'000
<b>Public equity at beginning of the year</b>		812,012	806,415	814,529
Net operating deficit		(8,249)	(12,521)	(7,851)
Collection revaluation reserve movement	5	32,504	-	3,578
<b>Total recognised revenues and expenses for the year</b>		24,255	(12,521)	(4,273)
Crown capital injections	4	9,000	9,000	1,756
<b>Public equity at end of the year</b>		<b>845,267</b>	<b>802,894</b>	<b>812,012</b>

*The accounting policies and accompanying notes form part of and should be read in conjunction with these financial statements.*

# Statement of Financial Position

As at 30 June 2001

	Note	Actual 2001 \$'000	Budget 2001 \$'000	Actual 2000 \$'000
<b>Public equity</b>				
Capital	4	341,530	341,530	332,530
Reserves	5	503,737	461,363	479,482
<b>Total Public Equity</b>		<b>845,267</b>	<b>802,894</b>	<b>812,012</b>
Represented by				
<b>Current assets</b>				
Cash and Bank		832	2,336	5,743
Short Term Deposits	9	9,500	-	-
Special Purpose Funds Deposits	6	1,923	1,623	1,674
Accounts Receivable	8	1,405	423	1,022
Inventory		999	700	787
Government Stock	7	1,919	2,123	-
<b>Total current assets</b>		<b>16,578</b>	<b>7,206</b>	<b>9,226</b>
<b>Non current assets</b>				
Government Stock	7	-	-	1,936
Term Investments	9	864	944	832
Fixed Assets	10	272,788	272,256	277,848
Collections	11	562,845	526,388	526,594
<b>Total non current assets</b>		<b>836,497</b>	<b>799,589</b>	<b>807,210</b>
<b>Total assets</b>		<b>853,075</b>	<b>806,795</b>	<b>816,436</b>
<b>Less current liabilities</b>				
Accounts Payable		4,698	2,976	3,023
Employee Entitlements	12	801	605	584
Contract Retentions		122	-	15
Other Payables		2,117	150	633
<b>Total current liabilities</b>		<b>7,738</b>	<b>3,731</b>	<b>4,255</b>
<b>Less non current liabilities</b>				
Employee Entitlements	12	70	170	169
<b>Net assets</b>		<b>845,267</b>	<b>802,894</b>	<b>812,012</b>

The accounting policies and accompanying notes form part of and should be read in conjunction with these financial statements.

# Statement of Cash Flows

For The Year Ended 30 June 2001

	Note	Actual 2001 \$'000	Budget 2001 \$'000	Actual 2000 \$'000
<b>Cash flows from operating activities</b>				
Cash was provided from:				
Government grants		17,783	18,005	16,005
Other revenue and grants		17,710	16,099	17,826
Interest received		833	279	508
Net GST received		-	142	-
		36,326	34,525	34,339
Cash was disbursed to:				
Payments to employees		14,352	15,239	10,513
Payments to suppliers and others		17,921	18,180	19,638
Net GST paid		113	-	68
<b>Net cash flows from operating activities</b>		<b>3,940</b>	<b>1,106</b>	<b>4,120</b>
<b>Cash flows from investing activities</b>				
Cash was provided from:				
Sale of fixed assets		20	-	62
Investments sold		95	-	-
		115	-	62
Cash was disbursed to:				
New short term investments		9,500	-	-
Purchase of collections		2,769	3,000	1,296
Purchase of fixed assets		5,447	7,347	5,173
		17,716	10,347	6,469
<b>Net cash flows used in investing activities</b>		<b>(17,601)</b>	<b>(10,347)</b>	<b>(6,407)</b>
<b>Cash flows from financing activities</b>				
Cash was provided from:				
Crown capital injection		9,000	9,000	1,756
		9,000	9,000	1,756
<b>Net cash flows from financing activities</b>		<b>9,000</b>	<b>9,000</b>	<b>1,756</b>

## Statement of Cash Flows (continued)

For The Year Ended 30 June 2001

	Note	Actual 2001 \$'000	Budget 2001 \$'000	Actual 2000 \$'000
<b>Net increase (decrease) in cash held</b>		(4,661)	(241)	(531)
<b>Add opening cash brought forward:</b>				
Cash and bank		5,743	2,669	6,334
Special Purpose Funds – deposits		1,503	1,540	1,447
Special Purpose Funds – BNZ Sydney		171	175	164
		2,756	4,143	7,414
Plus (less) exchange gain		(1)	-	3
<b>Closing cash carried forward</b>		<b>2,755</b>	<b>4,143</b>	<b>7,417</b>
<b>Represented by:</b>				
Cash and bank		832	2,336	5,743
Special Purpose Funds – deposits	6	1,750	1,624	1,503
Special Purpose Funds – BNZ Sydney	6	173	183	171
<b>Closing cash carried forward</b>		<b>2,755</b>	<b>4,143</b>	<b>7,417</b>

*The accounting policies and accompanying notes form part of and should be read in conjunction with these financial statements.*

# Reconciliation of Net Surplus from Operations to Net Cash Flows from Operating Activities

For The Year Ended 30 June 2001

	2001 \$'000	2000 \$'000
<b>Net (deficit) for year</b>	(8,249)	(7,851)
<b>Add (less) non-cash items:</b>		
Depreciation	11,590	12,282
Exchange loss (gain)	1	(3)
Investment revaluation	(128)	(108)
Net amortization of government stock premiums/discounts	17	16
	11,480	12,187
<b>Add (less) movements in working capital items</b>		
Decrease (increase) in accounts receivable & prepayments	(383)	(13)
Decrease (increase) in inventory	(212)	(79)
(Decrease) increase in current employee entitlements	217	(58)
(Decrease) increase in accounts payable & accruals	3,266	154
	2,888	4
<b>Add adjustment for items classified as investing activities</b>		
Movements of capital items in accounts payable	(1,789)	(99)
Movements of collection items in accounts payable	(977)	(72)
Loss on sale of fixed assets	602	13
Gain from sale of fixed assets	(15)	(62)
	(2,179)	(220)
<b>Net cash flows from operating activities</b>	<b>3,940</b>	<b>4,120</b>

# Statement of Commitments

As at 30 June 2001

Te Papa had contractual commitments in respect of leases as follows:

Leases	Annual Rental \$ '000	Months Remaining	Commitment 2001 \$ '000	Commitment 2000 \$ '000
Taranaki Street building	539	-	-	45
63 Cable Street	440	10	367	807
51 Cable Street	160	10	133	293
50 Cable Street	150	90	1,125	1,275
	<b>1,559</b>		<b>1,625</b>	<b>2,420</b>

## Term Classification of Commitments

Less than one year	650	795
One to two years	150	650
Two to five years	450	450
Over five years	375	525
	<b>1,625</b>	<b>2,420</b>

Te Papa had contractual commitments in respect of the new exhibition spaces on Level 5 Cable Street.

Contract	Outstanding balance at 30/6/01 \$ '000	Outstanding balance at 30/6/00 \$ '000
Construction contract – Te Papa Tory Street	-	250
Construction contract – new exhibition spaces and associated developments	2,315	-
	<b>2,315</b>	<b>250</b>

**Total Outstanding Contractual Commitments** 3,940 2,670

## Term Classification of Commitments

Less than one year	2,965	1,045
One to two years	150	650
Two to five years	450	450
Over five years	375	525
	<b>3,940</b>	<b>2,670</b>

# Statement of **Contingent Liabilities**

As at 30 June 2001 Te Papa has no contingent liabilities.

Contingent liabilities as at 30 June 2000 were nil.

## Notes to Financial Statements

### 1. Other Revenue

	2001 \$'000	2000 \$'000
Interest income	874	537
Sponsorship income	3,122	3,351
Gain on sale of fixed assets	15	62
Temporary exhibitions income	1,652	829
Publications revenue	269	204
Rental income	107	107
Other income	730	932
Exchange Gain	(1)	-
<b>Total other revenue</b>	<b>6,768</b>	<b>6,022</b>



## 2. Special Purpose Funds

Account	Unspent Balance 30/06/00 \$'000	Income 2000/01 \$'000	Collections Acquired 2000/01 \$'000	Capital Purchases 2000/01 \$'000	Other Expenditure 2000/01 \$'000	Unspent Balance 30/06/01 \$'000
Algal Research Joint Reserve	43	31			33	41
Art Acquisition Fund	4					4
Artworks Reserve	1					1
Beauchamp	11	2				13
Botany Special	8					8
Buick	29	3				32
Canaday	204	3			1	206
Collection Curation Reserve	6					6
Collection Management Reserve	3					3
Collection Self Insurance Prov	2	5				7
Colonial Silver	11					11
Crustacea Reserve	2					2
Disney	814	103			49	868
DOC – Seabird Autopsy	1					1
DOC – Sorting Invertebrates	1					1
DOC – Science RDBC	6					6
DOC – East Coast Marine Biograph	7					7
Dr Roderick Deane Fund		30				30
Eames	642	124				766
EEZ Projects Reserve	7	7			8	6
Fish Reserve	7					7
FRST – EEZ Fishes	308	320		4	146	478
FRST – Hebe	314	244			265	293
FRST Algae	12	187		3	192	4
FRST Maori & Moriori Fishing	17	148			137	28
Henderson	242	25				267
Ilott	16	1				17
Insurance Levies Reserve	127	30				157
Landcare Research – Molluscs	6					6
Mammal Reserve	14				2	12

## Notes to Financial Statements

### 2. Special Purpose Funds *(continued)*

<b>Account</b>	<b>Unspent Balance 30/06/00 \$'000</b>	<b>Income 2000/01 \$'000</b>	<b>Collections Acquired 2000/01 \$'000</b>	<b>Capital Purchases 2000/01 \$'000</b>	<b>Other Expenditure 2000/01 \$'000</b>	<b>Unspent Balance 30/06/01 \$'000</b>
McLauchlan	8					8
NIWA – Buller's Albatrosses	19	61			62	18
NZLB Acquisitions Art	378	1,250	1,628			-
NZLGB Archaeological Illustrat	7					7
NZLGB Auckland Prehistory	2					2
NZLGB Binding of Marine Books	2					2
NZLGB Brittlestar Collection	1					1
NZLGB Chicago Project	6					6
NZLGB Taonga Maori Regn & Ca	6					6
NZLGB Taumako Archaeology	6					6
Processing Invertebrate CAS	1					1
Science Interpretation Reserve	1					1
Te Aorere	35	2				37
Williamson	7					7
	<b>3,344</b>	<b>2,576</b>	<b>1,628</b>	<b>7</b>	<b>895</b>	<b>3,390</b>

Income received through the year is accounted for as revenue and the expenditure is accounted for as part of Cost of Services (see Note 3). Collection acquisitions and capital purchases have been capitalised.

### 3. Cost of Services

	Note	2001 \$'000	2000 \$'000
Administration		505	400
Advertising & public relations		1,839	1,114
Board fees	14	134	72
Board expenses		40	26
Commercial operation expenses		7,824	8,363
Fees paid to auditors			
– external audit		32	30
– other assurance services		5	-
Movement in bad debts provision		(9)	(12)
Exhibition and collection expenses		223	151
Interest expense		1	-
Loss on disposal of fixed assets		602	13
National Services		768	547
Operations		4,229	4,223
Other expenses		2,173	1,464
Personnel costs		11,590	10,453
Rent & rates		985	1,621
Temporary exhibitions		1,315	1,044
Special Purpose Fund expenses	2	895	764
		<b>33,151</b>	<b>30,273</b>

### 4. Capital

	Note	2001 \$'000	2000 \$'000
<b>Balance at the beginning of year</b>		332,530	330,774
Plus Crown capital injection		9,000	1,756
<b>Balance at end of year</b>		<b>341,530</b>	<b>332,530</b>

## Notes to Financial Statements (continued)

## 5. Reserves

	Note	2001 \$'000	2000 \$'000
<b>Collection Revaluation Reserve</b>			
Balance at the beginning of year		508,911	505,333
Revaluation of collections for year	11	32,504	3,578
Balance at end of year		541,415	508,911
<b>Accumulated Losses</b>			
Balance at the beginning of year		(29,429)	(21,578)
Net deficit for the year		(8,249)	(7,851)
Balance at end of year		(37,678)	(29,429)
<b>Total Reserves</b>		<b>503,737</b>	<b>479,482</b>

## 6. Special Purpose Funds Deposits

	Note	2001 \$'000	2000 \$'000
Algal research joint reserve		36	63
Buick		33	28
Canaday		34	45
Collections self insurance		77	71
Disney		868	755
Henderson		169	49
Ilott		16	15
Insurance levies reserve		480	442
Te Aorere		37	35
		1,750	1,503

The above deposits were invested with WestpacTrust on term deposit for 94 days, maturing on 1 October 2001, at a weighted average interest rate of 5.8%. The equivalent interest rate for the same period last year was 6.72%.

Canaday Trust	173	171
---------------	-----	-----

The above on call deposit was held with the Bank of New Zealand – Sydney, earning 0.1% interest per annum.

	<b>1,923</b>	<b>1,674</b>
--	--------------	--------------

## 7. Government Stock

			Face Value \$'000	Market Value 30/06/01 \$'000	Book Value 30/06/01 \$'000	Book Value 30/06/00 \$'000	Accrued Interest 30/06/01 \$'000
<b>Stock</b>	<b>Coupon</b>	<b>Matures</b>					
NZ Government Stock	10%	15-Mar-02	1,900	1,956	1,919	1,936	49
Total Stock held				1,956	1,919	1,936	49

## 8. Accounts Receivable

	Note	2001 \$'000	2000 \$'000
<b>Accounts Receivable</b>			
Accrued interest		177	119
GST refund due		279	94
Other debtors		949	774
Prepayments & advances		11	55
		1,416	1,042
Less: Provision for doubtful debts		(11)	(20)
		<b>1,405</b>	<b>1,022</b>

## 9. Term Investments

	Market Value 30/06/01 \$'000	Market Value 30/06/00 \$'000
Public Trust – Eames Trust *	767	643
Shares – Henderson Trust	97	189
<b>Total Term Investments</b>	<b>864</b>	<b>832</b>

\* Investments held by the Public Trustee for the E.H. Eames Trust have been recorded at the valuation supplied by the Public Trustee's statement of account for the year ended 30 June 2001.

Short Term Investments	Interest Rate	Amount \$'000	Date of Maturity
WestpacTrust	6.36%	2,000	18 July 2001
WestpacTrust	6.04%	2,000	17 August 2001
WestpacTrust	5.98%	2,000	20 September 2001
WestpacTrust	5.74%	2,500	19 October 2001
WestpacTrust	5.80%	1,000	16 November 2001
		<b>9,500</b>	

## Notes to Financial Statements (continued)

## 10. Fixed Assets

	2001 Cost \$'000	Accumulated Depreciation \$'000	2001 Book Value \$'000
<b>2001</b>			
<b>Non Depreciable Assets</b>			
Land	36,433	-	36,433
Capital Works in Progress	3,180	-	3,180
	39,613	-	39,613
<b>Depreciable assets</b>			
Buildings	133,846	3,442	130,404
Buildings fitout	20,304	3,287	17,017
Commercial activities assets	5,294	1,303	3,991
Exhibition equipment and tools	428	408	20
Film, audio-visual equipment	815	605	210
Furniture and fittings	8,282	4,492	3,790
Land improvements	9,245	1,492	7,753
Leasehold improvements	-	-	-
Miscellaneous equipment	281	139	142
Motor vehicles	189	131	58
Office and computer equipment	3,563	2,794	769
Long term exhibitions	54,719	18,168	36,551
Photography equipment	400	331	69
Plant and equipment	40,684	8,447	32,237
Project information system	1,065	1,065	-
Scientific equipment	452	399	53
Security equipment	129	20	109
Trust and reserve assets	303	301	2
	279,999	46,824	233,175
<b>Total Fixed Assets</b>	<b>319,612</b>	<b>46,824</b>	<b>272,788</b>

## 10. Fixed Assets (continued)

	<b>2000</b> <b>Cost</b> <b>\$'000</b>	<b>Accumulated</b> <b>Depreciation</b> <b>\$'000</b>	<b>2000</b> <b>Book</b> <b>Value</b> <b>\$'000</b>
<b>2000</b>			
<b>Non Depreciable Assets</b>			
Land	36,433	-	36,433
<b>Depreciable assets</b>			
Buildings	133,843	2,550	131,293
Buildings fitout	20,654	2,197	18,457
Commercial activities assets	3,984	854	3,130
Exhibition equipment and tools	413	389	24
Film, audio-visual equipment	644	542	102
Furniture and fittings	7,555	3,998	3,557
Land improvements	9,245	1,129	8,116
Leasehold improvements	538	408	130
Miscellaneous equipment	262	120	142
Motor vehicles	133	110	23
Office and computer equipment	3,034	2,368	666
Long term exhibitions	54,417	13,462	40,955
Photography equipment	351	306	45
Plant and equipment	40,157	5,548	34,609
Project information system	1,065	1,065	-
Scientific equipment	433	368	65
Security equipment	106	9	97
Trust and reserve assets	310	306	4
	277,144	35,729	241,415
<b>Total Fixed Assets</b>	<b>313,577</b>	<b>35,729</b>	<b>277,848</b>

## Notes to Financial Statements (continued)

## 11. Collections

	Opening Valuation \$'000	Acquisitions \$'000	Revaluation \$'000	Closing Valuation \$'000
Archaeological	2,521		842	3,363
Art	155,220	3,230		158,450
Botanical	11,478			11,478
Ceramics	1,296			1,296
Te Aka Matua	11,777	94		11,871
History	10,881	218		11,099
Invertebrate	25,260	21		25,281
Māori	151,307	136	20,005	171,448
Pacific & international	35,010	29	11,657	46,696
Photographic archive	1,308			1,308
Vertebrates	32,660	19		32,679
New Zealand Post collection	87,876			87,876
<b>Total Collection Valuation</b>	<b>526,594</b>	<b>3,747</b>	<b>32,504</b>	<b>562,845</b>

The archaeological, Māori, Pacific and international collections were revalued as at 30 June 2001. The art, ceramics and New Zealand Post collections were last valued as at 30 June 2000. The botanical, Te Aka Matua Te Papa Library and Information Centre, history, invertebrate, photographic archive and vertebrates collections were last valued as at 30 June 1999.

The collections were valued by Robin Watt & Associates, cultural and forensic specialists.

\* Te Aka Matua was previously called the Aotearoa Room and Hector Library.



## 12. Employee Entitlements

	2001 \$'000	2000 \$'000
Holiday pay & long service leave provisions	871	753
Made up of:		
- current	801	584
- non-current	70	169

### Remuneration of employees of more than \$100,000 per annum

Salary Band	Number of employees 2000/01	Number of employees 1999/00
\$100,000 - \$110,000	1	2
\$110,001 - \$120,000	2	1
\$120,001 - \$130,000	-	2
\$130,001 - \$140,000	1	-
\$140,001 - \$150,000	1	-
\$210,001 - \$220,000	-	1*
\$220,001 - \$230,000	1*	-

\* Chief Executive's total remuneration including payment of a performance bonus.

## Notes to Financial Statements (continued)

## 13. Contribution by New Zealand Lottery Grants Board for the Acquisition of Collection Items.

	2001 \$'000	2000 \$'000
Unspent grant brought forward	378	414
Purchase grant for year	1,250	1,250
	1,628	1,664
Less Acquisitions purchased during year	1,628	1,286
<b>Total New Zealand Lottery Grant Carried Forward</b>	<b>-</b>	<b>378</b>

Collection Acquisitions Funded by the New Zealand Lottery Grants Board  
Since 1 July 1994

	Cost 2000 \$'000	Movements Cost \$'000	Cost 2001 \$'000
Art	4,484	1,342	5,826
History	1,389	185	1,574
Māori	505	78	583
Natural Environment – Invertebrate, Vertebrate and Botanical	454		454
Pacific	254	23	277
Photographic	5		5
	<b>7,091</b>	<b>1,628</b>	<b>8,719</b>

## 14. Board Members' Fees

	2001 \$'000	2000 \$'000
Sir Ronald Trotter ( Retired Chairman)		30
Dr Roderick Deane (Chairman)	*	
Mrs Susanne M. Wood	1	7
Mr David Gascoigne	16	7
Mrs Jennifer B. Gibbs		1
Professor Dame Anne Salmond		1
Mrs Rosalind Burdon		7
Professor Mason Durie	14	7
Mr Rikirangi Gage	14	7
Professor Judith Binney	14	5
Mr John Judge	15	
Ms Jennifer May	16	
Ms Glenys Coughlan	15	

**Note:**

\* Dr Roderick Deane's fees amounting to \$30,000 were allocated to a special purpose fund. See Note 2: Dr Roderick Deane special purpose fund.

Mrs Jennifer B. Gibbs fees were donated to Te Papa for the purposes of acquiring collections. See Note 2: Art Acquisition Fund.

Mrs Jennifer B. Gibbs and Professor Dame Anne Salmond retired from the Board in July 1999.

Mrs Rosalind Burdon retired from the Board in June 2000.

Sir Ronald Trotter and Mrs Susanne M. Wood retired from the Board in July 2000.

## Notes to Financial Statements (continued)

### 15. Financial Instruments

#### Interest Rate Risk

Interest rate risk is the risk that the value of a financial instrument will fluctuate due to changes in market interest rates. Te Papa's investments include on-call deposits, short term deposits, shares in public listed companies and government stock. Te Papa does not hold financial derivatives providing interest rate protection. Te Papa is primarily a short term investor and carries any interest rate risk itself.

#### Foreign Currency Risk

Foreign currency risk is the risk that the value of a financial instrument will fluctuate due to changes in market foreign currency rates. Te Papa operates a BNZ Money Maker account in Australia and owns shares in an American Investment Trust. Transactions in foreign currencies are converted at the New Zealand rate of exchange ruling at the date of the transaction. Investment balances are expressed in New Zealand currency using rates at balance date as follows:

		Foreign Currency 30 June 2001	Exchange Rate 30 June 2001	NZ Currency 30 June 2001	NZ Currency 30 June 2000
BNZ Money Maker account (Canaday Fund)	AUD\$	137,539	0.7933	173,376	171,017
State Street Investment Fund (Henderson Fund)	US\$	23,689	0.4070	58,205	62,460

As overseas investments account for a small percentage of Te Papa's total investment portfolio financial derivatives have not been used to provide foreign currency risk protection.

#### Concentration of Credit Risk

Credit risk is the risk that a third party will default on its obligation to Te Papa, causing Te Papa to incur a loss.

Te Papa has a minimal credit risk in its holdings of various financial instruments. These instruments include cash, bank deposits, New Zealand government stock, and accounts receivable.

The Board places its investments with institutions that have a high credit rating and believes that this policy reduces the risk of any loss which could arise from its investment activities. Te Papa does not require any collateral or security to support financial instruments.

There is no significant concentration of credit risk.

Te Papa is party to letters of credit for the following:

- Westpac Trust payroll for \$800,000.
- Bank of New Zealand Visa card for \$20,000.
- Westpac Trust Visa card for \$10,000.

## 15. Financial Instruments *(continued)*

### Liquidity Risk

Liquidity risk is the risk that the entity will encounter difficulty in raising funds at short notice to meet commitments associated with financial instruments. Liquidity risk may result from an inability to sell a financial asset quickly at close to its fair value.

Deposits and government stocks can be converted into cash on demand. Share investments can be converted into cash through the financial markets at the prevailing market price.

### Fair Value

Investments are initially recorded at their cost price. Share investments are recorded at the closing price at balance date on the New Zealand Stock Exchange. Government stock premiums/discounts are amortised over the life of the stock on a yield to maturity basis. The fair value of government stock is based on current market interest rates for investments of similar terms of maturities.

	2001 Carrying Amount \$ '000	2001 Fair Value \$ '000	2000 Carrying Amount \$ '000	2000 Fair Value \$ '000
Government stock	1,919	1,956	1,936	2,050

The fair value of other financial instruments is equivalent to the carrying amounts as disclosed in the Statement of Financial Position.

## Notes to Financial Statements (continued)

### 16. Related Party Transactions

The Museum of New Zealand Te Papa Tongarewa is a Crown Entity in terms of the Public Finance Act 1989. All transactions entered into with Government Departments and other Crown Entities are conducted at arms length on normal business terms.

Te Papa Board member Professor Mason Durie is also a Board Member of the Foundation for Research, Science and Technology (FRST), who have provided revenue of \$900,000 (GST exclusive) towards special purpose funds (2000 \$900,000).

Te Papa Board member David Gascoigne is a Consultant for Minter Ellison Rudd Watts, who have provided professional services to Te Papa to the value of \$23,428 (2000 \$8,073).

### 17. Major Variations to Budget

Other revenue is \$1.658 million greater than budget. This is directly attributable to additional sponsorship income and favourable short-term exhibition revenues generated from the Versace exhibition.

Despite an unbudgeted loss on disposal of fixed assets, Cost of Services is \$0.910 million less than budget. This primarily relates to operational savings generated through exhibition development activity being deferred whilst major capital developments were in progress.

Net Assets are considerably greater than budget. This is primarily a consequence of the budget being prepared prior to the completion of the collection revaluation of Te Papa's Archaeological, Māori, Pacific and International collections and the favourable Net deficit for the year after depreciation as reported in the Statement of Financial Performance.

#### **Variations to Prior Period**

The increase in Crown revenue directly relates to an increase of \$1.778 million in Te Papa's operational funding from Government, announced in May 2000.

Commercial Revenue is \$0.815 million less than the revenue reported for the prior period. This is directly attributable to income from the *Time Warp* previously being incorrectly allocated to Commercial instead of Other Income where it is now reported.

Cost of Services is considerably greater than the amount reported for the prior period. This is largely attributable to forced operational savings through 1999/2000 as a result of funding uncertainty.

# Report of the Audit office

For The Year Ended 30 June 2001



Audit New Zealand

## To the readers of the Financial Statements of the Museum of New Zealand Te Papa Tongarewa

We have audited the financial statements on pages 37 to 76. The financial statements provide information about the past financial and service performance of the Museum of New Zealand Te Papa Tongarewa and its financial position as at 30 June 2001. This information is stated in accordance with the accounting policies set out on pages 50 to 53.

### Responsibilities of the Board of Directors

The Public Finance Act 1989 requires the Board of Directors (the Directors) to prepare financial statements in accordance with generally accepted accounting practice which fairly reflect the financial position of the Museum of New Zealand Te Papa Tongarewa as at 30 June 2001, the results of its operations and cash flows and the service performance achievements for the year ended 30 June 2001.

### Auditor's responsibilities

Section 43(1) of the Public Finance Act 1989 requires the Audit Office to audit the financial statements presented by the Directors. It is the responsibility of the Audit Office to express an independent opinion on the financial statements and report its opinion to you.

The Controller and Auditor-General has appointed Stephen Lucy, of Audit New Zealand, to undertake the audit.

### Basis of opinion

An audit includes examining, on a test basis, evidence relevant to the amounts and disclosures in the financial statements. It also includes assessing:

- the significant estimates and judgements made by the Directors in the preparation of the financial statements *and*
- whether the accounting policies are appropriate to the Museum of New Zealand Te Papa Tongarewa's circumstances, consistently applied and adequately disclosed.

We conducted our audit in accordance with generally accepted auditing standards, including the Auditing Standards issued by the Institute of Chartered Accountants of New Zealand. We planned and performed our audit so as to obtain all the information and explanations which we considered necessary in order to provide us with sufficient evidence to give reasonable assurance that the financial statements are free from material misstatements, whether caused by fraud or error. In forming our opinion, we also evaluated the overall adequacy of the presentation of information in the financial statements.

We have carried out an assurance assignment on visitor numbers for the Museum of New Zealand Te Papa Tongarewa. Other than this assignment, and in our capacity as auditor acting on behalf of the Controller and Auditor-General, we have no relationship with or interests in the Museum of New Zealand Te Papa Tongarewa.

**Unqualified opinion**

We have obtained all the information and explanations we have required.

In our opinion the financial statements of the Museum of New Zealand Te Papa Tongarewa on pages 37 to 76:

- comply with generally accepted accounting practice *and*
- fairly reflect:
  - the financial position as at 30 June 2001
  - the results of its operations and cash flows for the year ended on that date *and*
  - the service performance achievements in relation to the performance targets and other measures adopted for the year ended on that date.

Our audit was completed on 18 October 2001 and our unqualified opinion is expressed as at that date.



S B Lucy

**Audit New Zealand**

On behalf of the Controller and Auditor-General,  
Wellington, New Zealand



# Research Publications

For The Year Ended 30 June 2001

## July 2000 – June 2001

**Bartle, J.A. & Yaldwyn, J.C.** 2001. Friedrich-Carl Kinsky (1911-1999) – his life and contributions to bird study in New Zealand. *Notornis* 48: 113-126.

**Bayly, M.J., Garnock-Jones, P.J., Mitchell, K.A., Markham, K.R. & Brownsey, P.J.** 2001. Description of *Hebe calcicola* (Scrophulariaceae), a new species from north-west Nelson, New Zealand, including details of flavonoid chemistry. *New Zealand Journal of Botany* 39: 55-67.

**Brownsey, P.J.** 2001. New Zealand's pteridophyte flora – plants of ancient lineage but recent arrival? *Brittonia* 53: 284-303.

**Brownsey, P.J. & Smith-Dodsworth, J.C.** 2000. *New Zealand ferns and allied plants* (2nd edition). Auckland: David Bateman.

**Clements, K.D., Jawad, L.A. & Stewart, A.L.** 2000. The New Zealand triplefin *Grahamina signata* (Teleostei: Tripterygiidae): a junior synonym of *G. gymnota* from Tasmania. *Journal of the Royal Society of New Zealand* 30: 373-384.

**Davidson, J.M.** 2001. Māori. In P.N. Peregrine and M. Ember (eds), *Encyclopedia of prehistory. Volume 3: East Asia and Oceania*, pp. 222-242. New York: Kluwer Academic/Plenum Publishers.

**Davidson, J., Fraser, K., Leach, F. & Sinoto, Y.** 2000. Prehistoric fishing at Hane, Ua Huka, Marquesas Islands, French Polynesia. *New Zealand Journal of Archaeology* 21: 5-28.

**Gardner, R.O., de Lange, P.J. & Fox, J.M.** 2001. Identity of *Olearia buchananii* (Asteraceae). *New Zealand Journal of Botany* 39: 209-215.

**Garnock-Jones, P.J.** 2001. *Hebe*: origins and evolution. pp 8-15 in L.J. Metcalf, *International Register of Hebe cultivars*. Royal New Zealand Institute of Horticulture.

**Garnock-Jones, P.J., Bayly, M.J., Lee, W.G. & Rance, B.D.** 2000. *Hebe arganthera* (Scrophulariaceae), a new species from calcareous outcrops in Fiordland, New Zealand. *New Zealand Journal of Botany* 38: 379-388.

**Harris, G., Burtenshaw, M., Davidson, J. & Leach, F.** 2000. An experimental kumara garden at Robin Hood Bay near Port Underwood, Marlborough. *Archaeology in New Zealand* 43: 301-313.

**Imber, M.J. & Tennyson, A.J.D.** 2001. A new petrel species (Procellariidae) from the south-west Pacific. *Emu* 101: 123-127.

## Research Publications (continued)

For The Year Ended 30 June 2001

- James, G. D. & Stahl, J. C.** 2000. Diet of southern Buller's albatross (*Diomedea bulleri bulleri*) and the importance of fishery discards during chick-rearing. *New Zealand Journal of Marine and Freshwater Research* 34: 435-454.
- Leach, F. & Davidson, J.** 2000. Fishing: a neglected aspect of Oceanic economy. In A. Anderson and T. Murray (eds), *Australian archaeologist. Collected papers in honour of Jim Allen*, pp. 412-426. Canberra: Coombs Academic Publishing, Australian National University.
- Leach F. & Davidson, J.** 2000. Pre-European catches of snapper (*Pagrus auratus*) in northern New Zealand. *Journal of Archaeological Science* 27: 509-522.
- Leach, F. & Davidson, J.** 2001. The use of size-frequency diagrams to characterize prehistoric fish catches and to assess human impact on inshore fisheries. *International Journal of Osteoarchaeology* 11: 150-162.
- Leach, F., Davidson, J. & Fraser, K.** 2000. Pre-European catches of blue cod (*Parapercis colias*) in the Chatham Islands and Cook Strait, New Zealand. *New Zealand Journal of Archaeology* 21: 119-138.
- Leach, F., Davidson, J. & Wallace, R.** 2000. The form and construction of the Makotukutuku house, a pre-European dwelling in Palliser Bay, New Zealand. *New Zealand Journal of Archaeology* 21: 87-117.
- Leach, F., Davidson, J., Robertshawe, M. & Leach, P.** 2001. The estimation of live fish size from archaeological cranial bones of New Zealand red cod *Pseudophycis bachus*. *Tuhinga* 12: 17-38.
- Miskelly, C.M., Sagar, P.M., Tennyson, A.J.D. & Scofield, R.P.** 2001. Birds of the Snares Islands, New Zealand. *Notornis* 48: 1-40.
- Mitchell, K.A., Markham, K.R. & Bayly, M.J.** 2001. Flavonoid characters contributing to the taxonomic revision of the *Hebe parviflora* complex. *Phytochemistry* 56: 453-461.
- Murray, M.D., Palma, R.L. & Pilgrim, R.L.C.** 2001. Ectoparasites of Australian, New Zealand and Antarctic birds. pp. 1261-1263 in Higgins, P.J.; Peter, J.M. & Steele, W.K. (eds) *Handbook of Australian, New Zealand and Antarctic Birds* (Vol. 5). Melbourne: Oxford University Press.
- Nelson, W.A.** 2000. History of recognition of foreign marine species in New Zealand. In: Taylor, M., Mountfort, D. & Dodgshun, T. (eds.) *National Workshop on Marine Biosecurity*. Cawthron Report No. 564.

- Nelson, W.A. & Phillips, L.E.** 2001. Locating the type specimens of New Zealand marine algae described by Levring. *New Zealand Journal of Botany* 39: 349-353.
- Nicholls, D.C., Sirvid, P.J., Pollard, S.D. & Walker, M.** 2000. A list of arachnid primary types held in Canterbury Museum, Christchurch, New Zealand. *Records of the Canterbury Museum* 14: 37-48.
- Palma, R.L.** 2000. The species of *Saemundssonina* (Insecta: Phthiraptera: Phthiropteridae) from skuas (Aves: Stercorariidae). *New Zealand Journal of Zoology* 27: 121-128.
- Palma, R.L. & Imber, M.J.** 2000. Coexistence of two species of *Halipterus* (Phthiraptera) on Chatham Island taiko (*Pterodromae magentae*) (Aves). *New Zealand Journal of Zoology* 27: 229-232.
- Palma, R.L. & Price, R.D.** 2000. *Philopterus novaezealandiae*, a new species of chewing louse (Phthiraptera: Philopteridae) from the kokako (Passeriformes: Callaeidae). *Journal of the Royal Society of New Zealand* 30: 293-297.
- Park, G.N.** 2000. After the Scene, After the Fever. In Anne Hamblin (ed.), *Visions of Future Landscapes. Proceedings of the Australian Academy of Science Fenner Conference on the Environment, 1999*, pp. 109-118. Canberra, Australia.
- Park, G.N.** 2000. *New Zealand as Ecosystems: The Ecosystem Concept as a tool in biodiversity conservation and environmental management*. Wellington: Department of Conservation.
- Park, G.N.** 2000. *The Ecology of the Visit, Landfall 200*. Dunedin: University of Otago Press.
- Park, G.N.** 2000. *Theatre Country, Australian Canadian Studies – The Idea of Place: New Zealand issue*. Sydney, NSW.
- Park, G.N.** 2001. *Beyond the Beauty Spots of the Uninitiated*, essay in *Shifting Nature: Photographs* by Wayne Barrar. Dunedin: University of Otago Press.
- Patrick, B., Sirvid, P.J. & Vink, C.J.** 2000. Obituary: Raymond Robert Forster 1922-2000. *New Zealand Entomologist* 23: 95-99.
- Perez, J.M. & Palma, R.L.** 2001. A new species of *Felicola* (Phthiraptera: Trichodectidae) from the endangered Iberian lynx: Another reason to ensure its survival. *Biodiversity and Conservation* 10: 929-937.

## Research Publications (continued)

For The Year Ended 30 June 2001

- Perrie, L.R., Lockhart, P.J., Brownsey, P.J. & Large, M.F.** 2000. Morphological and molecular concordance for the recognition of two species in the New Zealand *Polystichum richardii* (Hook.) J. Smith complex. *Plant Systematics and Evolution* 224: 97-107.
- Sirvid, P.J. & Vink C.J.** 2000 New synonymies and a new combination for A.T. Urquhart araneid species (Araneae: Araneidae: Araneinae). *Records of the Canterbury Museum* 14: 49-50.
- Stahl, J. -C. & Sagar, P.M.** 2000. Foraging strategies of southern Buller's albatrosses *Diomedea b. bulleri* breeding on The Snares, New Zealand. *Journal of the Royal Society of New Zealand* 30: 299-318.
- Stahl, J.-C. & Sagar, P.M.** 2000. Foraging strategies and migration of southern Buller's albatrosses *Diomedea b. bulleri* breeding on the Solander Is, New Zealand. *Journal of the Royal Society of New Zealand* 30: 319-334.
- Tennyson, A.J.D. & Lock, J.W.** 2000. Classified summarised notes, North Island 1 July 1997 to 30 June 1998. *Notornis* 47: 192-214.
- Vink, C.J. & Sirvid, P.J.** 2000. New synonymy between *Oxyopes gracilipes* (White) and *Oxyopes mundulus*. L. Koch (Oxyopidae: Araneae). *Memoirs of the Queensland Museum* 45: 637-640.
- Wagstaff, S.J. & Garnock-Jones, P.J.** 2000. Patterns of diversification in *Chionohebe* and *Parahebe* (Scrophulariaceae) inferred from ITS sequences. *New Zealand Journal of Botany* 38: 389-407.
- Zonfrillo, B. & Palma, R.L.** 2000. The feather lice of the Levantine shearwater *Puffinus yelkouan* and its taxonomic status. *Atlantic Seabirds* 2: 68-72.

## Popular articles

**Brownsey, P.J.** 1 article in *New Zealand Geographic*.

**Davidson, J. & Leach, F.** 1 article in *New Zealand Historic Places*.

**Nelson, W.A. & Farr, T.** 1 article in *Seafood New Zealand*.

**Paulin, C.D.** 3 articles in *Seafood New Zealand*.

**Roberts, C.D.** 3 articles in *Seafood New Zealand*.

**Roberts, C.D.** 5 articles in *New Zealand Fishing News*.

**Stahl, J.-C., Broekhuizen, N. & Sagar, P.** 1 article in *Seafood New Zealand*.


**Stewart, A.L.** 4 articles in *Seafood New Zealand*.

**Stewart, A.L.** 7 articles in *New Zealand Fishing News*.

# Our Sponsors

Te Papa thanks the people of New Zealand and many organisations, iwi and individuals for their generous support.

Founding Partners		
Founding Corporate Partner		
Founding Corporate Associates		
Founding Corporate Sponsors		
Founding Corporate Members		
Founding Corporate Members		
Founding Corporate Members		
Corporate Sponsor	Contact Energy Limited	
Founding Donors	<p>Mrs Jennifer Gibbs Mr Alan Gibbs Friends of Te Papa</p>	
Iwi Partnerships	<p>Te Ati Awa Te Aupouri Ngāti Hinewaka Hipango Whānau Ngāti Kahu Te Iwi Mōriōri</p>	<p>Ngāti Pīkiao Te Rarawa Rongowhakaata Ngāti Toa Whanganui Iwi Ngāi Tūhoe</p>



Museum of New Zealand

Te Papa Tongarewa

Cable Street PO Box 467

Wellington New Zealand

Phone: +64-4-381 7000

Fax: +64-4-381 7070

Internet: <http://www.tepapa.govt.nz>

Email: [mail@tepapa.govt.nz](mailto:mail@tepapa.govt.nz)

