

Te 'Epetoma o te reo Māori Kūki 'Āirani Cook Islands Māori Language Week

Education Resource 2016





'Akapapa'anga Manako | Contents

Te 'Epetoma o te reo Māori Kūki 'Āirani – Cook Islands Māori Language Week Theme 2016.....	3
Te tangianga o te reo – Pronunciation tips	5
Tuatua tauturu – Encouraging words	7
Tuatua purapura – Everyday phrases.....	9
'Anga'anga raverave no te 'Epetoma o te reo Māori Kūki 'Āirani 2016 - Activity ideas for the Cook Islands Language Week 2016...	11
Tua e te au 'īmene – Stories and songs.....	22
Te au toa o te reo Māori Kūki 'Āirani – Cook Islands Māori Language Champions.....	27

Acknowledgements:

Teremoana MaUa-Hodges

We wish to acknowledge and warmly thank Teremoana for her advice, support and knowledge in the development of this education resource.

Teremoana is a language and culture educator who lives in Porirua City, Wellington. She hails from te vaka Takitumu o Rarotonga, 'Ukarau e 'Ingatu o Atiu Enuamanu, and Ngāpuhi o Aotearoa.



Te 'Epetoma o te reo
Māori Kūki 'Āirani
Kūmiti Wellington



Te 'Epetoma o te reo Māori Kūki 'Āirani - Cook Islands Māori Language Week 2016

Kia āriki au i tōku tupuranga, ka ora uatu rai tōku reo

To embrace my heritage, my language lives on

Our theme for Cook Islands Māori Language Week in 2016 is influenced by discussions led by the Cook Islands Development Agency New Zealand (CIDANZ) with a group of Cook Islands māpū (young people). The māpū offered these key messages and helpful interpretations of te au tumu tāpura (the theme):



NGUTU'ARE TANGATA | FAMILY

Embrace and celebrate ngutu'are tangata (family) and tapere (community) connections. Learn together, and appreciate the knowledge and histories of our 'akapapa'anga (genealogies).



PEU | CULTURE

Reo (language) connects us to our peū (culture), mana, and the vaerua (soul) of who we are as peoples.

Whether through 'īmene (song), 'ura (dance), pe'e (chants), uapou (forums to discuss Biblical topics), or family and community gatherings, the use of our reo helps us to connect as tangata Māori Kūki 'Āirani (Cook Islands people), and to ta'onga (treasures) and peū.



TE ATUA | GOD

Spiritual beliefs and values are an integral part of the lives of the Cook Islands Māori people. Reo and peu are celebrated in communities through aro'a (love), ora'anga vaerua (spirituality) and akarongo (faith).

Whether through traditional beliefs and values, exploring our legends, or celebrating and coming together as communities in churches, our beliefs and values help us to learn more about our language, culture and identity.



Te tangianganga o te reo – Pronunciation tips

Te reo Māori Kūki 'Āirani (Cook Islands Māori language) has a number of distinct dialects and languages: Aitutaki; Ātiu, Ma'uke, and Miti'āro (Ngā Pūtoru); Mangaia; Manihiki; Rakahanga; Rarotonga; Tongareva; and Pukapuka.

There are five vouvera (vowels):

a, e, i, o, u

These have the same pronunciation as other Pacific languages, including te reo Māori (NZ Māori language).

Vouvera can be short or long (the long vowel sound is indicated with a macron).

a, e, i, o, u (as in the English: are, there, three or two)

ā, ē, ī, ō, ū (as in the English: father, egg, feet, thought, loot)

It is important that the short and long vowel sounds are used, as they distinguish between different words – eg. marama (moon) and mārama (daylight).

Te reo Māori Kūki 'Āirani has nine main consonants:

ng, k, m, n, p, r, t, v and ['] (glottal stop)

The Tongarevan alphabet has two additional consonants: s and h; the Manihiki and Rakahanga dialects also have a f and h. Pukapuka is a more distinctive language, having the letters l, w, and y in its alphabet.

The consonants are pronounced like in English. The 'ng' blend is like the 'nga' sound in te reo Māori, or the 'ng' sound from the English word 'song'. Glottal stops always comes before a vowel sound.

You will find there are commonalities between words used in te reo Māori Kūki 'Āirani and NZ Māori.

For more on speaking te reo Māori Kūki 'Āirani, check out the Ministry of Education's resource, [I-E-Ko-Ko! An Introduction to Cook Islands Māori](#) (especially Unit 1). Try to get a physical version if you can as this includes helpful Audio CDs. This resource has been designed for use by educators in New Zealand, including those who are new to or beginners at te reo Māori Kūki 'Āirani themselves.

Te au reta o te reo Māori Kūki 'Āirani – The Cook Islands Māori alphabet

Learn better through listening?

Watch the [Cook Islands Māori Language Classes – Weeks 1-3](#) video on YouTube, posted by facilitators Maurice Tuareka and Ngā Tuara. They present a really great way to learn the sounds of te reo Māori Kūki 'Āirani from minutes 18-29.



<p>Aa</p> <p>Anu (cold)</p>	<p>Ee</p> <p>'Ei (garland of flowers)</p>	<p>Ii</p> <p>'Īmene (song)</p>	<p>Oo</p> <p>Ora kanga (playtime)</p>	<p>Uu</p> <p>'Ura (dance)</p>
<p>Ng/ng</p> <p>Ngūtupa (door)</p>	<p>Kk</p> <p>Kerekere (black)</p>	<p>Mm</p> <p>Ma'ata (big)</p>	<p>Nn</p> <p>Nira (needle)</p>	<p>Pp</p> <p>Pereue (coat)</p>
<p>Rr</p> <p>Rekareka (happy)</p>	<p>Tt</p> <p>Tāne (man)</p>	<p>Vv</p> <p>Vai (water)</p>	<p>A E I O U</p> <p>NG K M N P R T V [']</p>	



Tuatua tauturu – Helpful words

The team at [Blackboard Jungle](http://BlackboardJungle.com), based in Havelock North, has created some awesome resources featuring everyday Cook Islands Māori tuatua (words) that can be used in classroom and workplace settings. The full selection is available to view (and purchase) on their website. Debbie and her team are really open to creating new resources too, so feel free to contact them with your ideas or requirements.

Reo has been drawn from a Ministry of Pacific Peoples (MPP) resources and Cook Islands community leader, Teremoana MaUa-Hodges.





Learn better through listening?

Mama Mata's Cook Islands Māori Language Classes on YouTube share some other te au kupu (vocabulary). Check out her lessons on:

[Te 'are \(the house\)](#)

[Te au kai kainga ia \(edible foods\)](#)

[Kopu tangata \(family\)](#)

Learn words through play...

See the [Cook Islands Māori Digital Dialect games](#) from The Coconet.TV website. They get you to match Cook Islands Māori words with pictures.

You might like to use these as inspiration for creating your digital word games (using Powerpoint for instance), or to create physical words games (for instance a snap game or memory game).

Looking for words not listed? The bilingual [Dictionary of Cook Islands Languages](#) can be a very helpful resource.



Tuatua purapura – Everyday phrases

Mama Mata has also produced several clips around tuatua/komakoma (talking). She gives te au kupu (vocabulary), plus uianga (questions) and pau'anga (answers), for conversations around each of these subjects:

[Araveianga e te Aere'anga \(greetings, introductions, and farewells\)](#)

[Akakite'anga and Akaue'anga \(statements and commands\)](#)

[Classroom talk](#)

[Taa \(yours\) and Taku \(mine\)](#)

[Manuiri \(visitors\)](#)

Blackboard Jungle has some great posters with useful greetings, statements, questions and answers too. The full selection is available to view (and purchase) on their website:

ƒā'ī
Īrava e te au tuatua

'Aē
Yes. OK

Kāre
No

Meitaki
Good

Pe'ea 'ua koe?
How are you?

Pēnei aki?
Perhaps?
Maybe?

Meitaki 'ua au
I am well

Meitaki mā'ata
Thank you very much. Very good.

rua
Īrava e te au tuatua

Kia ōrāna koe
Greetings to you

Kia ōrāna kōtou
Greetings to three or more people - plural

Kia ōrāna kōrua
Greetings to you two - dual

Kia ōrāna
Greetings

Kia ōrāna te 'uipā'anga
Greetings to the meeting

Kia ōrāna te au manu'iri
Greetings to visitors/guests

E no'o rā
Goodbye (to someone who is staying)

'Aere rā
Goodbye (to someone who is going)

toru
Īrava e te au tuatua

Inā ake ana 'inē?
Excuse me

Te 'aere nei koe ki'ea?
Where are you going?

Te 'aere nei au ki te ...
I am going to the ...

Tomo mai
Come in

'Akarongo
Listen

'Akarongo mai ki āku
Listen to me

'Akā'aravei'anga u'anga e te pa'u'anga

Ko'ai tō'ou ingoa?
What is your name?

Ko tōku ingoa.
My name is

Ko tōku māmā.
My name is

Ko tōku pāpā.
My name is

No'ea mai tō'ou kōpū tangata?
Where is your family from?

Nō mai mātou
We come from

Ko'ai tō'ou ingoa kōpū tangata?
What is your family name?

Ko tō mātou ingoa kōpū tangata.
Our family name is

Tuatua 'akamāro'iro'i

Ei mua!

You can do it/seize the day!

Pākau!

Awesome!

E tano ei!

That's great!

Well done!

Mako rail!

Kāre koe i te kanga!

You are great!

Tāmata'ia!

Give it a go!

Nāku ē tauturu!

I will help!

Tei mua koe!

You're the best!

Ka rauka 'ia tāua!

We can do it!

Ka rauka 'iāku!

I can do it!

Tuatua mai!

Speak to me!

Mako!

Great!



'Anga'anga raverave no te 'Epetoma o te reo Māori Kūki 'Āirani 2016 - Activity ideas for Cook Islands Māori Language Week 2016

There are lots of ways to celebrate and participate in Cook Islands Māori language week in 2016! Check out some activity ideas linked to our theme below:



NGUTU'ARE TANGATA | FAMILY

Speak te reo Māori Kūki 'Āirani everyday

Embrace the reo by finding ways to use Cook Islands Māori every day within your anau. Remember that family can include the people at your 'āpi'i (school) or workplace too.

For brand new speakers, it might be as simple as using phrases like 'Kia ōrāna' (Greetings), 'Aere mai' (Welcome) 'Pe'ea 'ua koe?' (How are you?), 'Meitaki 'ua au' (I am well), or 'Meitaki mā'ata' (Thank you/ Very good). You could go about learning a new helpful word in the reo daily.

Use the language while undertaking everyday activities - like cooking dinner, or getting ready to go to school or work. For instance:

- 'Can you get me some pītaete (potatoes) and kāroti (carrots) please?'
- 'Ko'ea taku tāviri?' (Where are my keys?)

More advanced speakers could be challenged to find new ways to use the language outside of everyday conversation topics.

For example, students could create maths problems (spoken or written), or pose scientific questions for themselves and each other using Cook Islands Māori:

- ta'i (1) + ono (6) + ta'i nga'uru (10) =
- Ē 'akapē'ea ana te tukutukura'onui i te 'iri tōna pūgāverevere? (How do spiders make webs?)

Tōku ngutuāre tangata - My family

Learning more about our families opens many opportunities to learn about our heritage language, culture, values and histories.

The *I-E-KO-KO! An Introduction to Cook Islands Māori* resource suggests creating an 'akapapa'anga (family tree) to support this learning. You could do this in your classroom, workplace or home setting.

Find photographs or draw pictures of the members of your family. Explore and discuss the origins and significance of your family names (surnames, and given names). Investigate the interests, skills and stories of your family members. See how far back into your 'akapapa (genealogy) you can go!

Introduce each of your family members to your group.

Bring te reo Māori Kūki 'Āirani into your tapere

Language is shared through connections with people. Here are some ideas for bringing your communities together and engaging with the reo.

- Prepare a shared kaikai (meal) or umukai (feast). Come together to learn the preparation of your favourite Cook Islands dishes.

OR

Make name cards in the reo for the different kai (food) at your shared meal. Include some describing or ingredient words too – for instance, reka (delicious), vene (sweet), ika (fish), meika (banana). Invite along the people living in your community to eat and have komakoma using the new tuatua.

- Put on a special interactive performance for/with your community to teach Cook Islands Māori songs, dances and stories. You might even like to focus in on legends from where your family comes from in the Cook Islands.
- With the Olympics coming up quickly, why not host a tabloid sports day – with a language twist?
Tabloid sports (see examples involving NZ schools [here](#) and [here](#)) involves a series of novel activity stations that stimulate a variety of sport skills (eg. throwing, jumping, and kicking). People work in small teams, and the emphasis is on everyone being actively involved. Bring the reo into the instructions or playing of the games.

What about a games night? Use established games like Scrabble, Charades or card games , or create brand new games that use reo Māori Kūki 'Āirani.

- Start a collaborative project, or volunteer your time, skills and knowledge to help out a community group with Cook Islands arts and crafts. The video [Tivaevae: Stitched with love](#) by Te Papa, featuring the Hutt Valley Cook Islands Association is a very inspiring example of this in action.

Spend time with tuakana (elders) and tupuna (grandparents)

Organise a morning, afternoon or evening with tuakana (elders) and tupuna (grandparents) to share their stories of their childhood and significant cultural knowledge (including the reo). Have them visit your classroom, workplace or home – or better still arrange a time to go to them.

Make your tuakana and tupuna special cards or gifts to acknowledge them.

House of the 'Ui Ariki

2016 brings celebrations and acknowledgement of 50 years of the House of the 'Ui Ariki in the Cook Islands. The Ariki is the highest ranking chief of a tribe, and each vaka or ngāti (tribe) has an Ariki to represent the interests of their people. When the Ariki meet they discuss the welfare of their families and communities; their language and culture.

In recognition of this occasion, come together as family, friends and community to discuss what you are already doing to help Cook Islands Māori thrive in your home, 'āpi'i, ākono'anga (church), or organisation. Encourage debate, thought, and change.

Plan how you could improve your spaces, resources, practices or policies to further support the reo. Better utilise the language expertise existing in your community (elders, community leaders, parents, organisations and children).

Create safe spaces for your families to speak the language. Try out new ways of using reo Māori Kūki 'Āirani, and look to build language confidence.



Being a Māori Kūki 'Āirani in Aotearoa New Zealand

Cook Islands Māori people make up the second largest Pacific population in Aotearoa. Some people have migrated here, while many others have been born here as 3rd, 4th, 5th or 6th generation New Zealanders.

Discuss how you feel being Māori Kūki 'Āirani in Aotearoa New Zealand. Do you think this is the same or different to being Māori Kūki 'Āirani in the Cook Islands? Has being Cook Islands Māori in Aotearoa New Zealand changed for you over time? What helps you to maintain or grow your Māori Kūki 'Āirani identity in this country?

Find out more about the different islands

Did you know that the Cook Islands are spread over some 200,000 km² of ocean, and are made up of some fifteen major islands? Using a map, ask groups or individuals to locate each of the islands. What does the geography of the Cook Islands reveal to you?


Explore the special characteristics of each island that make up the Cooks. This might include the dialect spoken there, the arts, dances, clothing, or myths and legends significant to that island group.

Learn in your own dialect

Although Rarotongan is the most widely used (and standardised) dialect, there is huge value in learning to speak and/or understand the reo in the other dialects – especially if you, or your family, originate from one of the other islands.

Connecting with our dialects can give us a greater sense of tūranga Māori (uniqueness as a Māori). It can also help us to better understand our ancestors, and the place where we have come from.

You might like to watch [this report from Māori Television](#) that focuses in on the mǎpū of Mangaia, and what learning their dialect has meant for them.



Check out the *I-E-KO-KO!* resource (page 40) for this map resource.

Explore Cook Islands Māori ta'onga

Browse through [Collections Online](#) to see pictures of the many traditional and contemporary Cook Islands Māori treasures held in Te Papa's Pacific Collections. Talk about the significance these objects have to you personally, or find out why they are important to the people in your groups and community. Bring in your treasures (or a photo if that is not possible) to share with others in your class or organisation.

Some examples of ta'onga include:

- [Rei](#) (necklaces)
- [Atamira/ No'oanga](#) (throne)
- [Pātē](#) (drums)
- [Pare](#) (hats)
- [Pāreu kiri'au](#) (dance costumes)
- [Kete](#) (baskets)
- [Kumete](#) (bowls)
- [Toki](#) (adze blades)
- [Tā'iri](#) (fans)
- [Pārau](#) (shell of black pearls)
- [Tivaevae](#) (embroidered quilts)
- [Pare 'eva](#) (festival masks/mourning hats)



[Pare 'eva \(Festival mask\)](#), circa 1906, Cook Islands, maker unknown. Purchased 1907. [CC BY-NC-ND licence](#). Te Papa (FE002323/2)



[Kete \(Basket\)](#), Cook Islands, maker unknown. Gift of Mr J D Hutchin, 1948. [CC BY-NC-ND licence](#). Te Papa (FE012056)

Pākoti'anga rauru (ceremonial hair cutting)

Every culture has traditional customs. Knowing more about these practices helps us to better understand and appreciate cultural diversity, and build relationships.

An important ceremony among Cook Islands families here in Aoteroa New Zealand, and in the islands, is the pākoti'anga rauru - the haircutting ceremony.

The reasons and history for the practice vary from island to island, and between families. Nevertheless it is something that brings families and communities together. It involves honouring a young boy's 'rite of passage'.

Find out more about Cook Islands Māori haircutting ceremonies, and other significant customs as part of Language Week. The short movie [Rico's Haircutting & 12th Birthday Celebration](#) filmed in Tokoroa is well worth a look.



[Cook Islands haircutting ceremony, Atiu Hall, Mangere, Auckland. Haircut for Kayne Lucas Upokokeu](#), 2000, Auckland, by Glenn Jowitt. Purchased 2012. Te Papa (O.041130)

Make an 'ei kakī (neck garland) or 'ei katu (head garland)

'Ei kakī and 'ei katu are made and used by Cook Islands communities for generations to mark special occasions, special people and special objects. Make your own to help mark Cook Islands Language Week in 2016. You might wear these during festivities, but equally, you might gift an 'ei to your te reo Māori Kūki 'Āirani Champion (see page 27 of this resource for more information).

Watch the video ['MA'ANI 'EI KATU - The Art of Making an 'Ei'](#) from Te Tuareka Trust for support and inspiration in making 'ei kakī and 'ei katu.

Create your own tīvaevae

Tīvaevae are among the most well-known Cook Islands cultural treasures. They have a practical use (as quilts), but are also decorative and ceremonial objects. It is believed that the art of tīvaevae came to the Cook Islands with the wives of the missionaries in the early 1800s.

The art of tīvaevae is well alive in Aotearoa New Zealand today. Te Papa recently showed an exhibition in one of the *Ngā Toi | Arts Te Papa* galleries, entitled [Tīvaevae: Out of the glory box](#).


There are four main types of tīvaevae: Tīvaevae tā'ōrei (patchwork quilt); Tīvaevae manu (applique quilts); Tīvaevae tātaura (appliqué and patchwork quilts); and Tīvaevae tuitui tātaura (made from crocheted squares).

Along with cultural motifs, the patterns featured are inspired by the environment around the maker. They are bright and vibrant, and often full of stories.

- Watch the ['Stories sewed into quilts'](#) clip from the *Tales of Te Papa* series. This video features the beautiful 'Ina and the Shark tīvaevae (made in 1992), and the tīvaevae made for the TV2 advert in 1996.
- Design and make your own tīvaevae (or table mat or pillow case using the same ideas and techniques). You might use your tīvaevae to tell a legend; to reflect on Cook Islands culture more generally; or you could try to use motifs and patterns that reflect you, your family, and your environment - so that the reader of your work might learn more about your life.

You could try making your tīvaevae by cutting and sticking coloured paper. You could cut and then lay pieces of felt material onto a felt material base, or even [use magnets](#) (i.e. the motifs will stick, but will also remain moveable so you continue the activity over and over).

Te Papa has also encouraged young children in the past to 'sew' their tīvaevae using material and motifs with holes punctured in them, and using shoelaces as needle and thread.



Left: Tīvaevae made by Primary school student as part of Te Papa's Pacific Art education programme. Photograph by Rebecca Browne. Te Papa

Middle: Making mini felt tīvaevae with young children at the Great Pacific Play Date 2015 – a joint event by Hutt Valley Pacific Group, with Avaiki Nui and Pouma'ama playgroups. Photograph by Alexa Masina. MPP

Right: Sewing with shoelaces, and punctured material. Photograph by Rebecca Browne. Te Papa

Share your 'anga'anga (work) with your family, friends and community by displaying them in a special, visible place. You could post them online too. For instance, share your work with people all over the country by engaging with Te Papa's tivaevae social media campaign.

The Cook Islands difference

Although our Pacific communities share many similar cultural elements, it is important too to acknowledge, appreciate and celebrate the individual features that make each culture distinct.

- Want to know some of the basics of Cook Islands 'ura Champion Dancer Te Uirangi Bishop has a few tips for you in the Coconet.TV video '[How to dance like a Cook Islands princess](#)'. You might even like to follow along with [this great 'ura lesson by Te Tuareka Trust](#) – which promotes too how the reo can be learnt through dance.

Be inspired by the performances of māpū from [Southern Cross Campus](#), [Alfriston College](#), [Mangere College](#), and [Otahuhu College](#) at PolyFest 2015.

- Learn more about the different Cook Islands pātē (drums) and the ka'ara (drum ensemble). The Cook Islands has a unique rhythmic drumming style. Have a go at it yourself just like the children from [Sir Keith Park School](#). They did workshops with [RUTU! Drum Masters of the Cook Islands](#) during their visit to Auckland earlier this year (supported by Creative NZ funding).



Live the values

The values of piri'anga (connections/relationships), aro'a (love, kindness, sacrifice, forgiveness, devotion), tā'aka'aka (respect for others and for God) and community cooperation are very important in te peu Kūki 'Āirani (the Cook Islands culture), and are integral to learning and using reo Māori.

What do these values mean to you? Find ways to put them into practice during Cook Islands Māori Language Week, or better still, make plans to incorporate them into your centre, school, or organisation for the longer term.

Share Cook Islands legends

Explore the historical legends and folklore passed down by the people of the Cook Islands over many generations. These stories are alive with spirituality.

According to one Cook Islands creation story the universe is like the hollow of a vast coconut shell.

The interior is 'Avaiki (the land of gods and ancestors), and at its lowest part, where the sides of the shell almost meet, is the home of Vari-Ma-Te-Takere (The very beginning/the first mother).

She had six children of whom she bore by plucking off parts of the left and right sides of her body, like a fruit from a tree. From her right side came the gods and from her left came the goddess. The first child to be born was 'Avatea or Vātea (the first human).

The other children of Vari-Ma-Te-Takere include:

- Marama – the moon god
- 'Ina – the goddess of light
- Papa – the land goddess
- Rongo – the god of vegetation
- Tangaroa – the god of the sea.

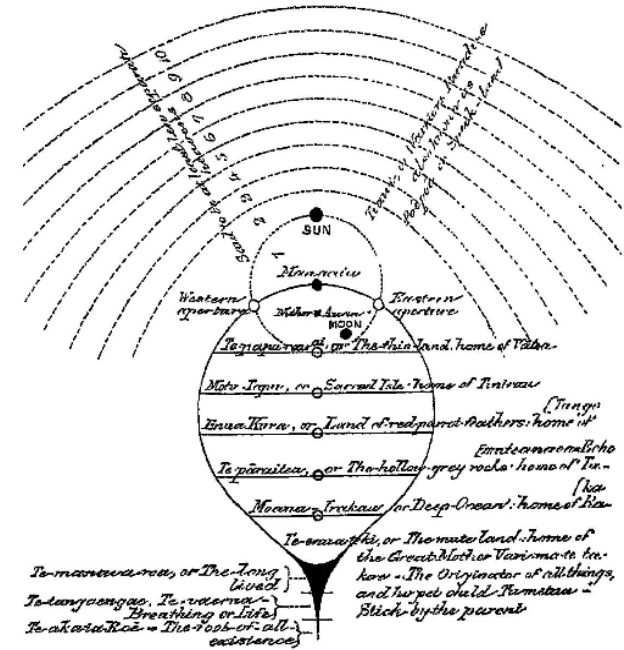


Diagram of the universe as conceived as a coconut, from William Wyatt Gill book *Myths and Songs from the South Pacific* (1876)

[Click picture to link to online version of the text.](#)

Tangaroa – the atua of the universe

‘The language is the people. The language is the land. The language is the sea, and that is the mana.’

– Papatua Papatua, Cook Islands Māori expert.

In other traditions, the atua Tangaroa is the god of the universe and Rongo is the atua of the sea. Find out more about Tangaroa and his realm from this Cook Islands Māori perspective.

You might even make plans to visit the sea, and to take action on behalf of Rongo - for instance, by doing a beach rubbish clean-up.

Learn a pure (prayer)

Pure are prayers/ incantations/blessings used to give thanks, and to ensure favourable outcomes and undertakings in our many activities. Pure often acknowledge the God and Jesus Christ, but do not always.

Learn a Cook Islands Māori pure to use in your classroom, home or workplace during the following occasions:

- Starting a meeting
- Closing a meeting
- Blessing food

Pure can also be sung. A beautiful (and easy to learn) example is **Aro’a mai te Atua iaku | My God loves me** (listen to a beautiful version of the song sung in English and reo Māori Kūki ’Āirani [here](#)).



[Tangaroa figure](#), 1990-1991, Cook Islands, by Exham Wichman. Gift of the Daniel and Sosene families, 1994. Te Papa (FE010351)

Aro’a mai te Atua iaku

Aro’a mai te Atua iaku
I te au mea taku kite nei
Te anuanua kua iti mai ki roto iaku
Aro’a mai te Atua iaku

My God loves me

My God loves me
And all the wonders I see
The rainbow shines through my window
My God loves me

Prepare for Tatau a te Tamariki (Children's day)

For many Cook Islands people faith and spirituality plays a big part in their lives. Attending church not only supports their spiritual lives but it also gives an opportunity to stay connected as a community in New Zealand.

Gathering as a community allows people to speak reo Māori Kūki 'Āirani, celebrate and partake in shared activities, such as Tatau a te Tamariki (Children's day). This is a day where children recite bible verses, sing, dance, and put on dramatics for their friends and family.

Have you got an upcoming children's day at your church? Why not use Cook Islands Māori Language Week as an opportunity to get prepared and practice your contributions.

Find out if anyone in your class at school is preparing for this occasion, and show them support.




Tua e te au 'imene – Stories and songs

There are lots of great reo Māori Kūki 'Āirani and bilingual language resources out there to support your Cook Islands Māori Language Week activities. Here is a small selection (in addition to those already mentioned in the resource) that we feel have strong ties to our theme for 2016.



NGUTU'ARE TANGATA | FAMILY



The book [Papa's Donuts](#) (2006) by Kate Moetaua has great ties to our subtheme of family.

This is a story about a young girl called Nika who learns more about her Cook Islands Māori heritage through spending time with her family, and especially her Pāpā. Together they stay up all night talking and prepare donuts for the family wedding taking place the next day.

Best of all – there is a recipe for the famed donuts in the back of the book!

[Ko'ai Tērā?](#) (2007) by Tuaine Robati is a title that relates directly to the tōku ngutuāre tangata activity. It is set at a Cook Islands family reunion, a putuputu'anga kōpū tangata. Characters in the story ask questions, and give answers in the reo pertaining to their different family members, and explain their relationships to one another too.

Another useful title from the Ministry of Education (MoE) includes [‘Okoko’oko](#) (2007) by ‘Ina Teke‘u. In this story, a mother and daughter go grocery shopping using the reo as they look for all the ingredients they need to make a lamb stew. Perhaps this can act as inspiration for your own shopping activities.



PEU | CULTURE

There are a number of great Cook Islands Māori song resources available online, or to order:

- [The Ukulele Songbook](#) contains lyrics and chords for the songs ‘Lelei, Lelei’ and ‘Kia ōrāna’
- CORE Education’s [Pasifika Early Childhood Education Songs CD](#) features the kapa rima (action song) ‘Pōkarakara to rima’
- The [Kai Korero: A Cook Islands Maori Language Coursebook](#) (1995) by Tai Tepuaotera Turepu Carpentier and Clive Beaumont has a range of songs suitable for a wide range of ages and backgrounds.
- The song kit [kit E au i mē ene Kūki Airani nō tātou i Aotearoa nei: Cook Islands songs](#) is available to education providers. It includes notes for teachers, lyrics, and information about each song.



[Reka te Rutu Pa‘a](#) (2007) by Tuaine Robati tells the story of a teacher and students meeting to practice Cook Islands drumming.

[Pupu rutu pa‘u: ‘e tua Kūki ‘Airani nō Nū Tirēni](#) (2010) by Teremoana MaUa-Hodges and Adrian Heke, also introduces Cook Islands drumming and cultural performance.

Have a go at the Cook Islands game **Tuki Tuki Teni Teni**. This involves both a chant and dance. [See this resource](#) from the Girl Guides Association for game instructions and the words of the pe'e. [This clip on YouTube](#) shows the game in action.



[Watercress Tuna and the Children of Champion Street](#) (1984) by Patricia Grace speaks to maintaining and growing your cultural identity whilst still getting involved in wider community celebrations.

In the story, Tuaine receives a pātē, and Nga is gifted a pāreu from Watercress Tuna – a magical eel from their local creek. They join children from Tokelauan, Māori and Sāmoan heritage to dance in the street with their ta'onga.


Embrace both cultures and countries that influence your worldview by learning the New Zealand National Anthem in reo Māori Kūki 'Āirani as well as English and te reo Māori. See the Human Rights Commission website for the [translation](#).

Learn the popular **Fifteen Stars** song by Puna Porio. This song mentions and celebrates each of the islands of the Cook Islands. [Find the lyrics here](#), and [hear it sung here](#) by the Cook Islands Prime Minister, Henry Puna in 2014.





TE ATUA | GOD



[Legends of the Cook Islands](#) (2010) by Shona Hopkins contains eight Cook Islands myths:

- The Pearls of the South Seas
- Tangaroa – God of the Sea
- Ati and the Water Fairies
- The Legend of the Drum
- Tangiia and the Sea Turtle
- 'Ina and the Shark
- The Stolen Mountain
- The Legend of Paikea.

Read the legend of [Tinirau and 'Ina](#) on the Pasifika Digital Legends site, retold in Cook Islands Māori and English by students from Mana College. Watch it in video format and see the beautiful illustrations they have made.

Read the story [Teretere māpū](#) (2007) by Tuaine Robati. This story tells of a group of young people who belong to a bible study group. They are preparing for a trip to a neighbouring church to recite verses from the Cook Islands Māori Bible. The visit goes very successfully and everyone enjoys the morning tea that follows.

Reflect on the Cook Islands National Anthem – Te Atua Mou E | God is Truth. [Hear it sung beautifully by the children of Cannons Creek School in Porirua.](#)

Te Atua Mou E	God of Truth
Te Atua mou e Ko koe rai te pu O te pā 'enua e 'Akarongo mai I to mātou nei reo Te kapiki atu nei Paruru mai Ia mātou nei 'Omai te korona mou Kia ngateitei Kia vai rai te aro'a O te pā 'enua e	God of truth You are the ruler Of our county Please listen To our voices As we call you Protect and guide us And give us your crown of truth So we can be successful And so that love and peace will rule forever Over our beloved country



Te au toa o te reo Māori Kūki 'Āirani – Cook Islands Māori Language Champions

Our national initiative

Everyday efforts and environments nurture, invest in, and develop the Cook Islands Māori language. That means there are many people, across our communities, who are our champions of reo Māori Kūki 'Āirani - whether children, young people, adults and elders, our role models or celebrities.

This Cook Islands Māori Language Week, the Ministry of Pacific People (MPP) and Te Papa want you to acknowledge these important people, and share the messages they have regarding Language Week/reo Māori Kūki 'Āirani.

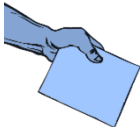
How do I get involved?



Step 1: Put forward a person from your community who you think should be recognised in 2016. Discuss why you believe this person is a reo Māori Kūki 'Āirani champion.



Step 2: Utilise the certificate templates on pages 29-30 (or create your own version that better reflects you, or your centre, school or organisation). Make sure to write or draw the reasons why you have selected your champion on the certificate.



Step 3: Present your certificate to your champion, telling them why they are your reo Māori Kūki 'Āirani champion in 2016.

If your champion can't receive their certificate in person, you could post it (via mail or email) along with a letter or drawing outlining your reasons.



Step 4: With your champion's permission, post the picture of them on social media (Facebook, Instagram or Twitter), along with a short explanation. Make sure to include the hashtag #KukiAiraniChampions.

For example:

Tiare Brown is our reo Māori Kūki 'Āirani champion. He volunteers as a reo Māori Kūki 'Āirani beginners tutor at our church every Saturday morning with our māpū (young people).

He encourages everyone to give the reo a go no matter what level you are. He says 'Find time to teach and learn reo Māori Kūki 'Āirani, and have fun doing it.' #KukiAiraniChampions



Step 5: Use the hashtag to search out other reo Māori Kūki 'Āirani champions, recognised by people all around Aotearoa New Zealand!

Make sure to check out the champions featured for 2016 on the [MPP Facebook page](#) throughout Language Week too.

Peapa Ākara'anga E te 'akangāteitei'anga

Oronga'ia ki a...

**Nō te tautau e te 'akamātūtū i te reo Māori Kūki 'Āirani 2016
Teia ta mātou ki tei tāna i rave:**

Tāina'ia:

Certificate of Recognition

This certificate is awarded with pride to

for their work to support reo Māori Kūki 'Āirani in 2016.

I/we recognise this person because:

Signed:



