

Blechnum banksii



Blechnum chambersii



Blechnum colensoi



Blechnum deltoides



Blechnum discolor



Blechnum durum



Blechnum filiforme



Blechnum filiforme



Blechnum fluviatile



Blechnum fraseri



Blechnum membranaceum



Blechnum minus



<p><i>Blechnum molle</i></p> 	<p><i>Blechnum montanum</i></p> 	<p><i>Blechnum nigrum</i></p> 
<p><i>Blechnum novae-zelandiae</i></p> 	<p><i>Blechnum parrisiae</i></p> 	<p><i>Blechnum penna-marina</i></p> 
<p><i>Blechnum procerum</i></p> 	<p><i>Blechnum triangularifolium</i></p> 	<p><i>Blechnum zeelandicum</i></p> 



Tufted fronds



Fleshy sterile fronds with adnate pinnae, and dimorphic fertile fronds

Blechnum banksii

Austroblechnum banksii

shore hard fern

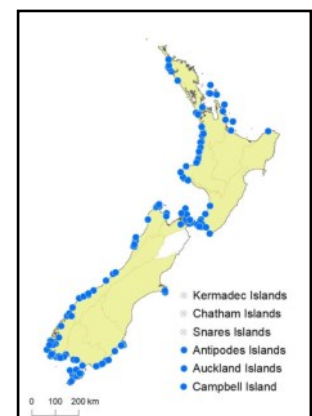
Indigenous to New Zealand and possibly Chile.

Distinguished by its tufted, fleshy, and narrow sterile fronds with adnate pinnae, concolorous rhizome scales, and strongly dimorphic fertile fronds that are usually shorter than the sterile fronds.

Grows at the coast, on exposed rocks or among other vegetation.

Compare with *B. chambersii*, *B. durum*, and *B. membranaceum*. Previously known as *B. blechnoides*.

Blechnaceae





Tufted dimorphic fertile and sterile fronds



Basal pinnae sub-opposite or alternate



Curved frond with adnate pinnae

Blechnum chambersii

Austroblechnum lanceolatum

rereti, lance fern

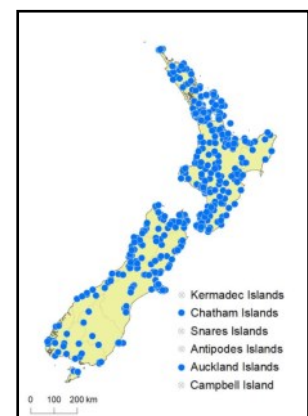
Indigenous to New Zealand and Australia.

Distinguished by its tufted and often curving sterile fronds, with adnate pinnae that are much longer than wide. The strongly dimorphic fertile fronds are usually the same length or shorter than the sterile fronds.

Very common forest fern. Can be abundant on limestone.

Compare with *B. membranaceum*, with which it frequently hybridises, producing intermediates. Also see *B. norfolkianum* (in the eFloraNZ).

Blechnaceae



Map CC BY Landcare Research



Dimorphic sterile and fertile fronds; pinnae adnate



Pinnae reduced to flanges at base of frond

Blechnum colensoi

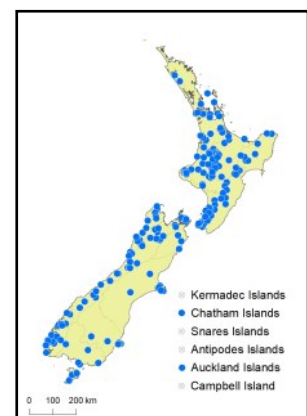
Austroblechnum colensoi
peretao, Colenso's hard fern

Endemic to New Zealand.

Distinguished by its broad, adnate, dark-green sterile pinnae, which become reduced to small flanges at the base of the fronds, and strongly dimorphic fertile and sterile fronds.

Grows usually in damp and shaded forest, often on steep banks.

Blechnaceae



Map CC BY Landcare Research



Dimorphic sterile and fertile fronds



Hairy frond underside



Pinnae adnate; basal pinnae reflexed

Blechnum deltoides

Cranfillia deltoides

korokio

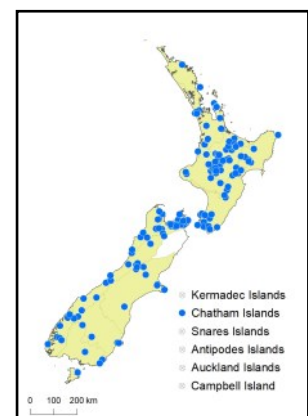
Indigenous to New Zealand and Australia.

Distinguished by its adnate pinnae, with the basal-most pair reflexed backwards and not significantly shorter than those in the middle of the frond, and strongly dimorphic fertile and sterile fronds. The rachis undersides are usually covered in fine hairs.

Grows in forest or in the open, usually on banks.

Previously known as *B. vulcanicum*, but that species is now considered confined to south-east Asia.

Blechnaceae



Map CC BY Landcare Research



FronDS tufted



Sometimes with a short trunk



Upper and under sides of sterile fronds



Pinnae from the middle of fertile frond

Blechnum discolor

Lomaria discolor

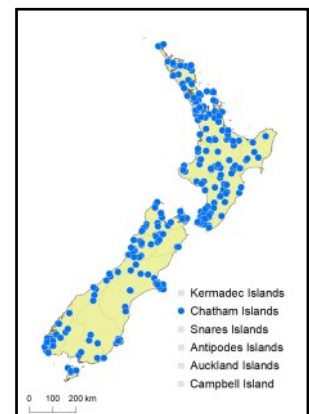
petipeti, crown fern

Endemic to New Zealand.

Distinguished by its tufted fronds that are sometimes on a short trunk, strongly dimorphic fertile and sterile fronds, with the underside of the sterile fronds being much paler than the upperside, and the fertile fronds transitioning from longer fertile pinnae at their apex to sterile pinnae at their base.

Grows in forest and scrub, sometimes dominating the groundcover.

Blechnaceae



Map CC BY Landcare Research



Rhizome scales with black margins



Tufted, fleshy fronds; pinnae adnate; fertile fronds dimorphic

Blechnum durum

Austroblechnum durum

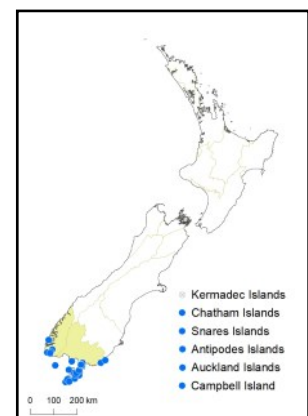
Blechnaceae

Endemic to New Zealand.

Distinguished by its tufted, fleshy, and broad sterile fronds with adnate pinnae, rhizome scales with black margins, and strongly dimorphic fertile and sterile fronds.

Grows at the coast, on exposed rocks or among other vegetation.

Compare with *B. banksii*.





Adult sterile and fertile fronds in canopy



Adult fronds on rhizome climbing tree trunk



Juvenile fronds, pinnae margins prominently toothed



Juvenile fronds on climbing rhizome

Blechnum filiforme

Icarus filiformis

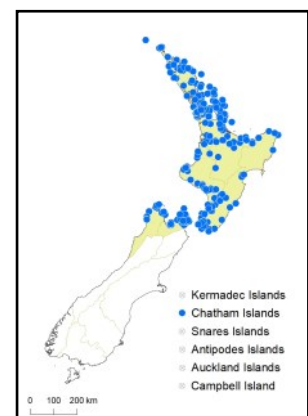
pānako, thread fern

Endemic to New Zealand.

Distinguished by its long-creeping and climbing rhizomes and three kinds of fronds. Fertile pinnae on adult fronds are very narrow. Juvenile sterile fronds are readily recognisable by their prominently toothed pinnae margins.

Grows in lowland forest. Juvenile plants can creep extensively over the ground before climbing a tree.

Blechnaceae



Map CC BY Landcare Research



Tufted fronds



Fertile fronds held higher than sterile fronds



Rachis prominently scaly

Blechnum fluviatile

Cranfillia fluviatilis
kiwikiwi, creek fern

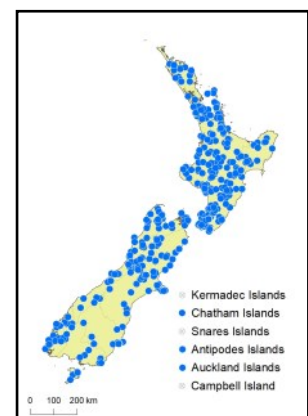
Indigenous to New Zealand, Australia, New Guinea, and SE Asia.

Distinguished by its narrow, tufted fronds, with the sterile fronds forming a rosette below the strongly dimorphic and upright fertile fronds, and the abundant scales on the stipes and rachises.

Grows in forests, where it is not limited to creeks.

Compare with *Pellaea rotundifolia*.

Blechnaceae



Map CC BY Landcare Research



Fertile and sterile fronds only weakly dimorphic



Fronds tufted, often on a short trunk



Fronds twice-divided, with jagged wing along rachis



Underside of fertile frond with immature sori

Blechnum fraseri

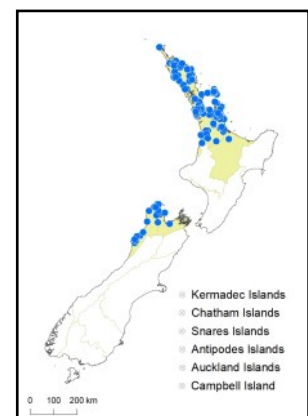
Diploblechnum fraseri

Blechnaceae

Indigenous to New Zealand, New Guinea, and SE Asia.

Distinguished by the jagged wing along its rachis, its twice-divided fronds, and its only weakly dimorphic fertile and sterile fronds. Its tufted fronds can be on a short trunk.

Grows in forest, especially kauri forest, and scrub, often in extensive colonies.





Fronde tufted and mostly straight



Pinnae mostly opposite at base of frond



Pinnae of fertile fronds

Blechnum membranaceum

Austroblechnum membranaceum

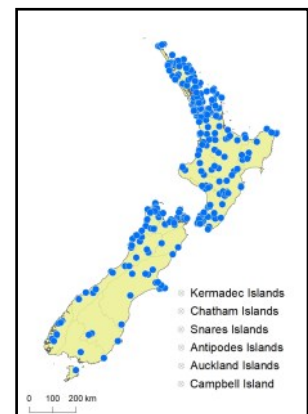
Blechnaceae

Endemic to New Zealand.

Distinguished by its tufted fronds, with adnate pinnae that are only slightly longer than broad. The strongly dimorphic fertile fronds are usually longer than the sterile fronds.

Grows in forests, often in dark and humid habitats. Usually less common than *B. chambersii*.

Compare with *B. banksii* and *B. chambersii*; it frequently hybridises with the latter, producing intermediates.



Map CC BY Landcare Research



Medium-sized individual



Small but still fertile plants



Fronds with shortened pinnae at base



Pinnae with short stalks; scales uniformly pale brown

Blechnum minus

Parablechnum minus

swamp kiokio

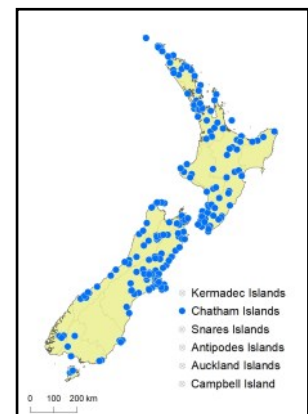
Indigenous to New Zealand and Australia.

Distinguished by its shortly-stalked pinnae, the pinnae at the base of the frond being much shortened, its pale brown scales on the frond undersides, and strongly dimorphic fertile and sterile fronds.

Largely confined to wet habitats, such as wetlands and alongside streams.

Compare with *B. novae-zelandiae*.

Blechnaceae



Map CC BY Landcare Research



Blechnum molle

Doodia mollis
mokimoki

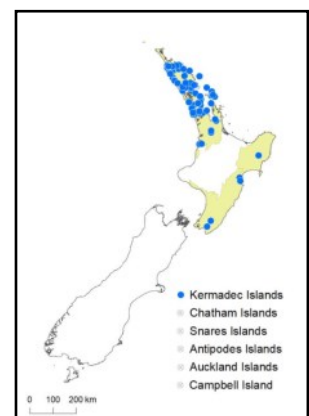
Endemic to New Zealand.

Distinguished by its rows of shortly-rectangular sori that are arranged parallel to the midrib, the net-like veins of its fronds, weakly dimorphic fertile and sterile fronds, shortly-stalked pinnae extending up to the mid-rachis, rachis with hairs, apical pinna less than 1/8 of frond length, and basal lobes on both sides of its fertile pinnae.

Grows in warmer, lowland habitats; often coastal.

Compare with *B. parrisiae* and *B. zealandicum*.

Blechnaceae






Sterile and fertile fronds



Black-spot scales



Frond without shortened pinnae at base



Shortly-stalked pinnae; black-spot scales

Blechnum montanum

Parablechnum montanum

mountain kiokio

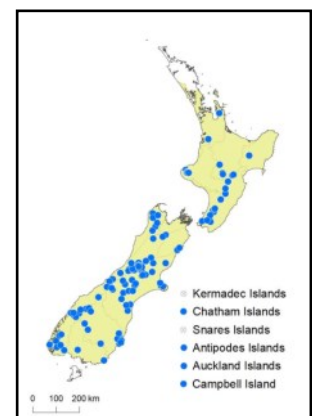
Endemic to New Zealand.

Distinguished by its shortly-stalked pinnae, the pinnae at the frond base being only slightly shortened, olive- or orange-green fronds, the 'black spot' scales on its frond undersides, and strongly dimorphic fertile and sterile fronds.

Grows in colder, usually upland habitats, at forest margins or in subalpine scrub and tussock-land.

Compare with *B. novae-zelandiae* and *B. triangularifolium*.

Blechnaceae



Map CC BY Landcare Research



Blechnum nigrum

Cranfillia nigra

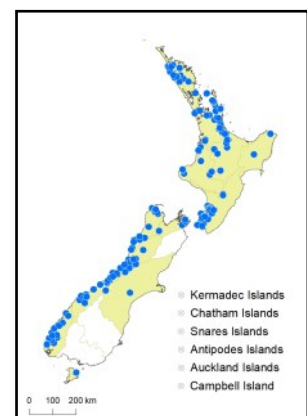
black hard fern

Endemic to New Zealand.

Distinguished by its dark green colour, enlarged apical pinna, small size, adnate pinnae, and strongly dimorphic fertile and sterile fronds.

Grows in dark, wet forest.

Blechnaceae



Map CC BY Landcare Research



Sterile and fertile fronds of large plants



Fertile frond



Black-spot scales on stipe



Shortly-stalked pinna with black-spot scales on underside



Shortened pinnae at base of frond

Blechnum novae-zelandiae

Parablechnum novae-zelandiae

kiokio

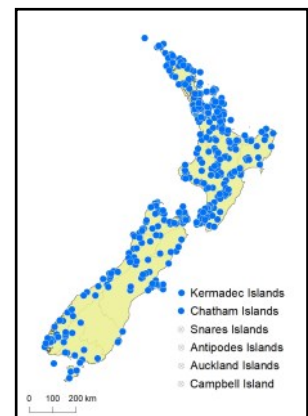
Endemic to New Zealand.

Distinguished by its shortly-stalked pinnae, the much shortened pinnae at the base of the frond, the basal black spot of the otherwise brown scales on its frond undersides, and strongly dimorphic fertile and sterile fronds.

Widespread; often especially prominent on banks.

Compare with *B. minus*, *B. montanum*, *B. procerum*, and *B. triangularifolium*.

Blechnaceae



Map CC BY Landcare Research



Pinnae mostly without stalks



Reddish young fronds in open; fertile and sterile fronds similar



Multiple rows of shortly-rectangular sori



Veins forming a net-like pattern

Blechnum parrisiae

Doodia australis, *Doodia media* subsp. *australis*
pukupuku, rasp fern

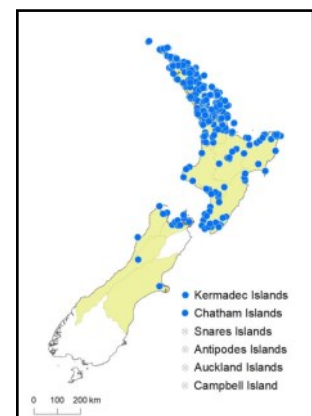
Indigenous to New Zealand and Australia.

Distinguished by its rows of shortly-rectangular sori that are arranged parallel to the midrib, the net-like veins of its fronds, having shortly-stalked pinnae confined to the basal third of the rachis, rachis with hairs and scales and its fertile and sterile fronds not being strongly dimorphic.

Grows usually in warmer, lowland habitats; often coastal.

Compare with *B. molle* and *B. zealandicum*.

Blechnaceae



Map CC BY Landcare Research



Blechnum penna-marina* subsp. *alpina

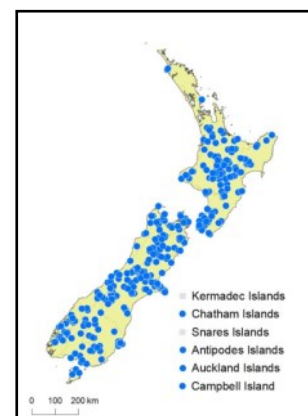
Austroblechnum penna-marina subsp. *alpina*
alpine hard fern

Blechnaceae

Indigenous to New Zealand, Australia, and South America.

Distinguished by its small size, long-creeping rhizome, adnate pinnae, and strongly dimorphic fertile and sterile fronds, with the fertile fronds longer and usually more erect.

Widespread, but generally in open habitats and more common at higher elevation or in colder habitats.





Fronds spread along creeping rhizome; fertile fronds upright above sterile fronds



Pinnae at base of frond not markedly shortened



Scales dark brown

Blechnum procerum

Parablechnum procerum

small kiokio

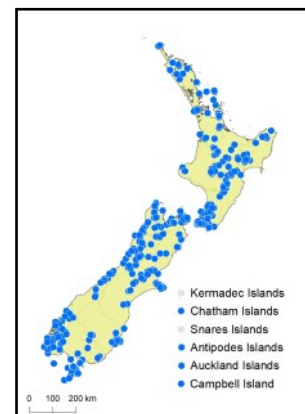
Endemic to New Zealand.

Distinguished by its shortly-stalked pinnae, the pinnae at the frond base being only slightly shortened, upright fertile fronds, often olive-green fronds, the dark brown scales on its frond undersides, and strongly dimorphic fertile and sterile fronds.

Grows generally in drier or colder forests and scrub, often on poorer soils.

Compare with *B. montanum* and *B. novae-zelandiae*.

Blechnaceae



Map CC BY Landcare Research



Sterile fronds



Frond without shortened pinnae at base



Scales with big black spot

Blechnum triangularifolium

Parablechnum triangularifolium

Green Bay kiokio

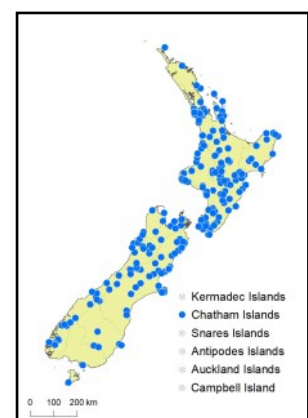
Endemic to New Zealand.

Distinguished by its shortly-stalked pinnae, the pinnae at the frond base being only slightly shortened, the 'black spot' scales on its frond undersides, and strongly dimorphic fertile and sterile fronds.

Grows usually on base-rich substrates such as limestone, generally at lower elevations.

Compare with *B. montanum* and *B. novae-zelandiae*.

Blechnaceae





Fertile frond with very long apical pinna



Sterile frond; pinnae stalked at mid-rachis



Rectangular sori parallel to midrib

Blechnum zeelandicum

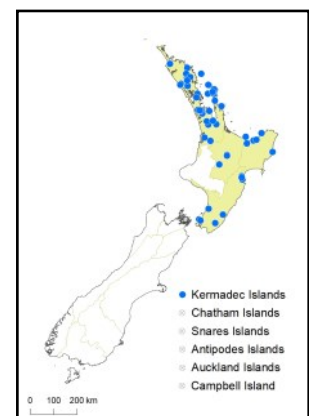
Doodia squarrosa

Blechnaceae

Endemic to New Zealand.

Distinguished by its rows of shortly-rectangular sori that are arranged parallel to the midrib, the net-like veins of its fronds, weakly dimorphic fertile and sterile fronds, shortly-stalked pinnae extending up to the mid-rachis, rachis with scales but no hairs, elongated apical pinna at least 1/8 of frond length, and basal lobes only on the upper margins of its fertile pinnae.

Grows in warmer, lowland habitats; often coastal.
Compare with *B. molle* and *B. parrisiae*.



Map CC BY Landcare Research